


400S Series

400W SINGLE OUTPUT



- ▶ Constant voltage design
- ▶ Dual input range (selectable by switch)
- ▶ Protection : Over load /Over voltage/Short circuit
- ▶ 100% full load burn-in test
- ▶ DC Adjust range : Fixed,can be modified within $\pm 5\%$ rated output voltage
- ▶ Suitable for LED lighting and industrial applications
- ▶ Safety standards : EN60950-1/K61347-2-1,K61347-2-13
- ▶ EMC standards : K00015,K61547,K61000-4-2,3,4,5,6,11
- ▶ 3years warranty



(For 12V,24V only)



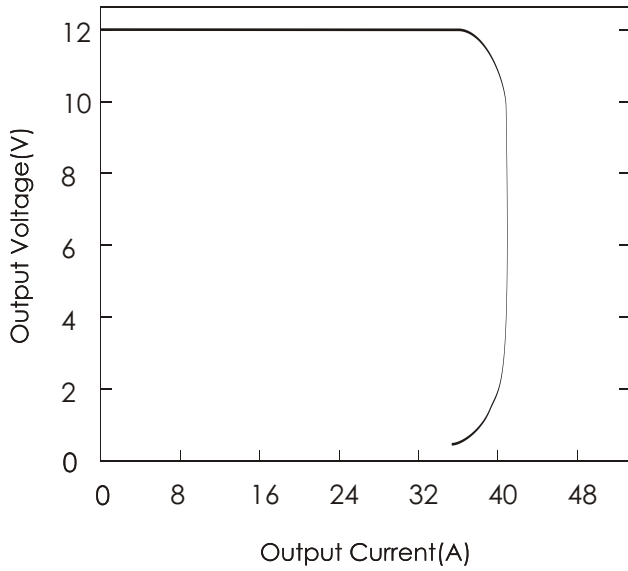
SPECIFICATIONS

Item		UP400S12	UP400S24
INPUT	VOLTAGE	AC90~132/180~264V	
	FREQUENCY	50/60Hz(47~63Hz)	
	EFFICIENCY	78% Typ	82% Typ
	INRUSH CURRENT	25A Typ(ACIN 110V, Io=100%)/50A Typ(ACIN 220V, Io=100%) at cold start	
OUTPUT	VOLTAGE [V]	12	24
	CURRENT [A]	33.3	16.6
	LINE REGULATION [mV]	60 Max	120 Max
	LOAD REGULATION [mV]	120 Max	240 Max
	RIPPLE [mVp-p]	120 Max	240 Max
	RIPPLE NOISE [mVp-p]	170 Max	290 Max
	TEMPERATURE DRIFT,0-50°C [mV]	120 Max	240 Max
	RISE TIME [msec]	1500 Max (ACIN 100V/200V, Io=100%)	
	HOLDING TIME [msec]	20 Typ(ACIN 100V/200V, Io=100%)	
PROTECTION	OVER CURRENT PROTECTION	Works at over 110% of rating and recovers automatically	
	OVER VOLTAGE PROTECTION	Works at 115~140% of rating	
ISOLATION	INPUT-OUTPUT	AC3,000V for 1 minute, DC500V 100Mohm (At room temp. & humid.)	
	INPUT-CASE, FG	AC1,500V for 1 minute, DC500V 100Mohm (At room temp. & humid.)	
	OUTPUT-CASE	AC500V for 1 minute, DC500V 100Mohm (At room temp. & humid.)	
ENVIRONMENT	OPERATING TEMP. & HUMID.	-10~+60°C (refer to "DERATING CURVE),20~90%RH	
	STORAGE TEMP. & HUMID.	-10~+75°C,20~90%RH	
	VIBRATION	10~55Hz at 1G 3 minutes period, 30 minutes along X, Y and Z axis	
	IMPACT	10G for 20 msec, Once on each X, Y and Z axis	

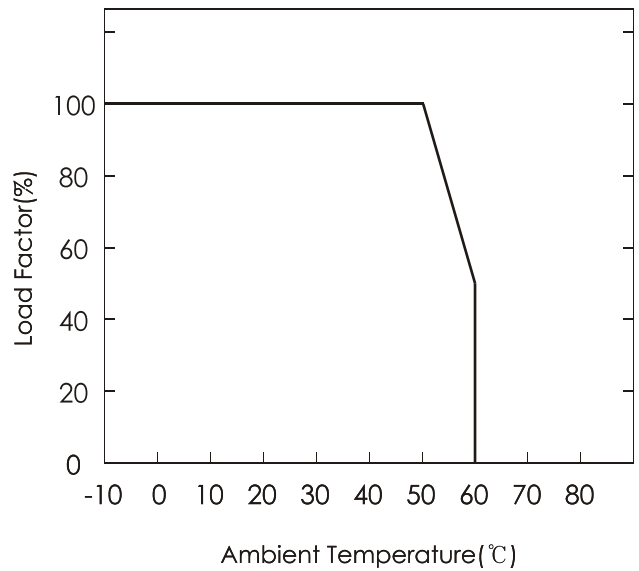
Characteristic curve

*(12V MODEL)

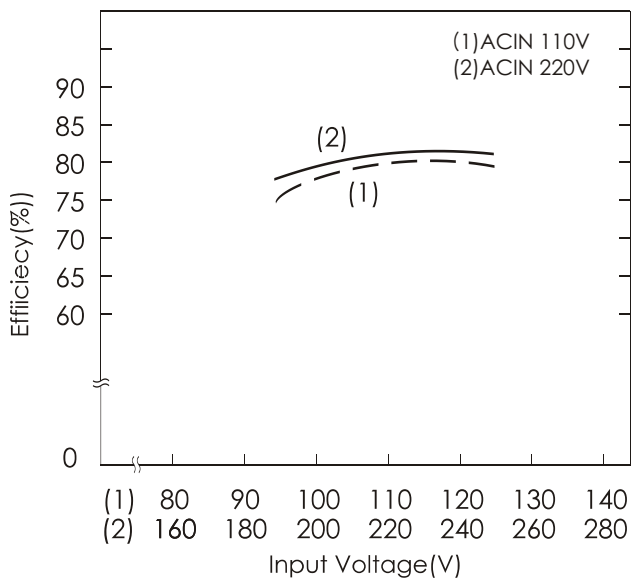
A. OVER CURRENT CHARACTERISTICS



B. DERATING CHARACTERISTICS



C. EFFICIENCY CHARACTERISTICS



D. RISING/FALLING TIME CHARACTERISTICS

