

50R Series

50W SINGLE OUTPUT



- ▷ Constant voltage design
- ▷ Wide input range
- ▷ Protections:
Overload/Over voltage /Short circuit
- ▷ Cooling by air convection
- ▷ Din-rail installations
- ▷ LED indicator for power on
- ▷ 100% full load burn-in test
- ▷ Suitable for industrial control system, F.A, semiconductor fabrication equipment and electro-mechanical apparatus applications
- ▷ Safety standards : EN60950-1
- ▷ EMC standards : EN55022, EN61204-3, EN61000-3, 2, 3, EN61000-4-2, 3, 4, 5, 6, 11
- ▷ 3years warranty

ITEM		UP50S24R
INPUT	VOLTAGE RANGE	AC90~264V
	FREQUENCY RANGE	47~63Hz
	EFFICIENCY(typ.)	86%
	AC CURRENT(typ.)	0.8A/115VAC 0.45A/230VAC
	INRUSH CURRENT(typ.)	COLD START 40A/230VAC
	LEAKAGE CURRENT	<2.5mA / 230VAC
OUTPUT	DC VOLTAGE	24V
	RATED CURRENT	2.1A
	RATED POWER	50W
	RIPPLE&NOISE(max.) Note2	290mVp-p
	VOLTAGE ADJ. RANGE	±5%
	VOLTAGE TOLERANCE Note3	±3%
	LINE REGULATION Note4	±1%
	LOAD REGULATION Note5	±2%
	SETUP,RISE TIME(max.)	3000ms,100ms/115VAC at full load 3000ms,100ms/230VAC at full load
HOLD UP TIME(typ.)	10ms/115VAC at full load 70ms/230VAC at full load	
PROTEC-TION	SHORT CIRCUIT	Hiccup mode ; recovers automatically after fault condition is removed
	OVERLOAD	Over 110% of rating ; recovers automatically after fault condition is removed
	OVER VOLTAGE	115~140% of rating
ISOLA-TION	WITHSTAND VOLTAGE	I/P-O/P:AC3KV, I/P-F.G:AC1.5KV, O/P-F.G:AC0.5KV
	ISOLATION RESISTANCE	I/P-O/P, I/P-F.G, O/P-F.G:DC500V 100Mohms(At room temp. & humid.)
ENVIRON-MENT	WORKING TEMP.&HUMID.	-20~+50℃ (Refer to "DERATING CURVE"),20~95%RH
	STORAGE TEMP.&HUMID.	-30~+75℃,10~95%RH
	VIBRATION	10~500Hz, 2G 10min./1cycle, period for 60min. each along X, Y, Z axes
OTHERS	DIMENSION/WEIGHT	33*130*123mm(W*H*D)/0.47Kg

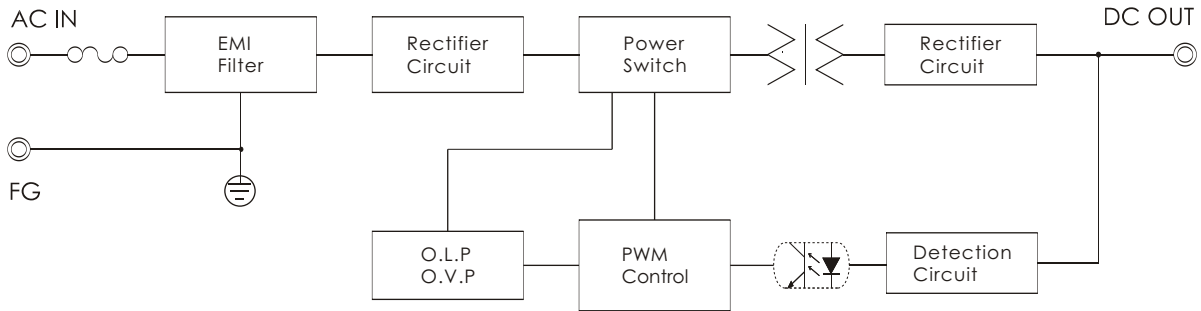
NOTE

1. All parameters not specially mentioned are measured at 220vac input, rated load and 25℃ of ambient temperature.
2. ripple & noise are measured at 20MHz of bandwidth by using a 12" twisted pair-wire terminated with 0.1 uF & 47uF parallel capacitor.
3. tolerance : includes set up tolerance, line regulation and load regulation.
4. Line regulation is measured from low line to high line at rated load.
5. Load regulation is measured from low 0% to 100% rated load.

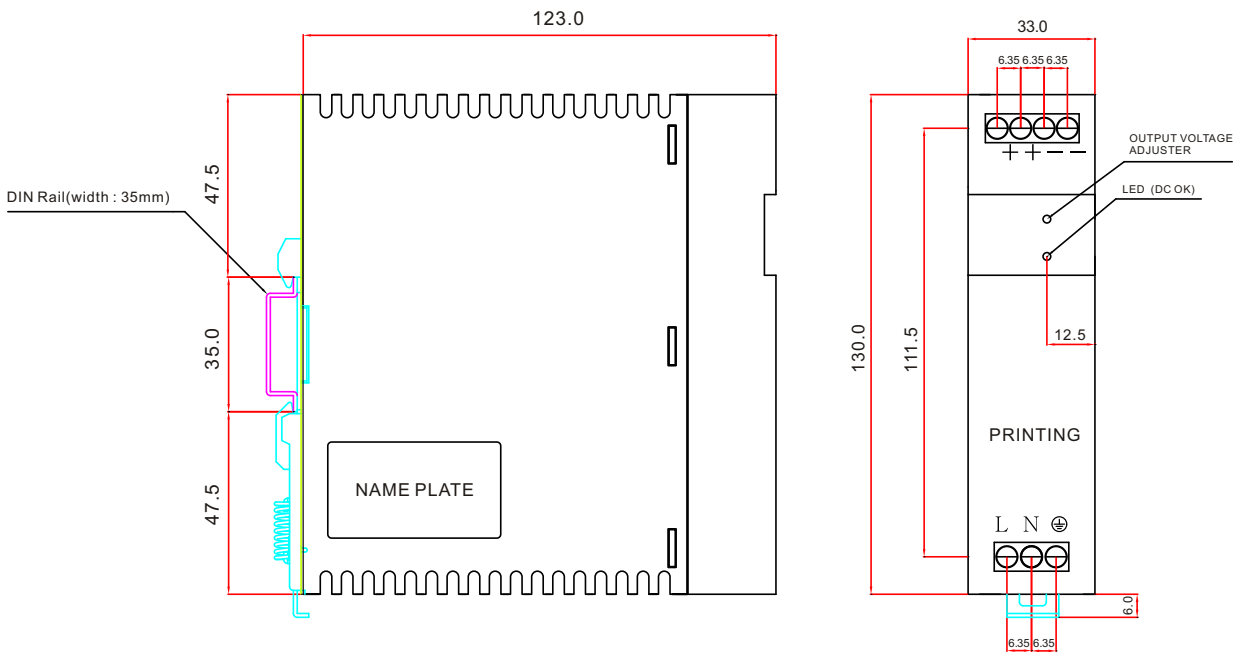
S.M.P.S

DIN Rail Power Supply

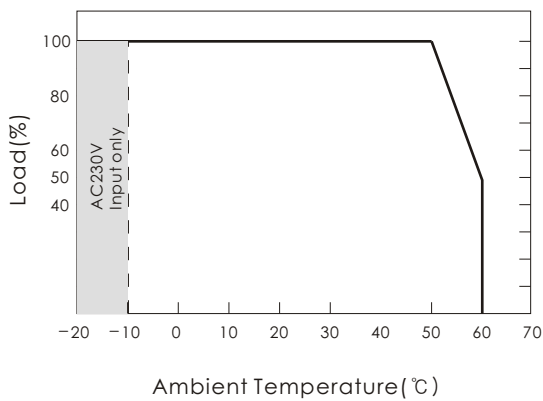
■ BLOCK DIAGRAM



■ DIMENSIONS (unit:mm)



■ DERATING CURVE



■ STATIC CHARACTERISTICS

