KOREA STANDARD

LED Converter Manufacturer

UNION ELECOM CO., LTD
LED CONVERTER
KOREA UNION SINC.1995

LED CONVERTER

Slim type converter
Waterproof converter
ENCLOSED SWITCHING POWER SUPPLY
Slim & Low Power Consumption Type
Slim & Low Cost Type
General Type
OTHERS

I About Us

We have grown to the provider of the total soultion in the field of electric power and electronic parts by developing and manufacturing various reliable SMPS, SSR, Noise Filter using all our employees creativity, passion and ability to rise to challenge.

We have done tremendous efforts for our customers to use SMPS, SSR, Noise Filter with high reliability and high efficiency in the field of indoor and ourdoor LED lighting, communication, industrial field, electric sign board, broadcasting, electric system, banking, medical equipment etc.

We will also cope with developing and manufacturing SMPS of customized specification for the satisfaction of various and changing requirements of customers very quickly and production of small quantity with various kinds.

Quick Selection Chart for LED Converter

C.V / C.C	Indoor / Outdoor	Case	PFC	Series Name	Input(VAC)	Output(VDC)	Potted	IP	Slim Type	OTP	Dimming	Vo/Io Adj	Warranty	Page
C.V.	Outdoor	Metal	Non-PFC	UP-W2LM/UP-W2LF	180~264	12/24(LM)/12(LF)	●	68	Normal	● 200~400W	–	–	3	10
				UP-W2LCM	180~264	12	●	68	Slim	–	–	–	3	10
				UP-W2L	180~264	12/24	●	68	Normal	● 300~500W	–	–	2	9
				UP-W2C	160~277	12/24	●	68	Normal	●	–	–	5	11
				UP-W2SC	160~277	12/24	●	68	Normal	–	–	–	3	12
				UP-W2(V1)	160~277	12/24	●	68	Normal	●	–	–	3	13
				UP-W2S	160~277	12	●	68	Normal	●	–	–	2	14
				UP-WQ	90~277	12/24	●	68	Normal	●	–	–	3	15
				UP(F)-WH	90~305	12/24(100W)	●	68	Normal	●	–	–	5	17
				UP(F)-MH	90~305	12	●	68	Normal	●	–	–	5	18
				UP-TH	90~305	12	●	68	Normal	●	–	–	5	18
				UP-W1	90~132	12	●	68	Normal	●	–	–	3	16
				UP-PW2	180~264	12/24	●	68	Normal	Option	●	–	3	19
			PFC(180W)	UP(F)-MH	90~305	12	●	68	Normal	●	–	–	5	18
			PFC	UPF-MC	120~277	12/24	●	66	Slim	●	–	–	5	20
				UPF-MK	180~264	12/24	●	66	Slim	●	–	–	5	20
				UPF-WQ	90~305	12/24	●	68	Normal	●	–	–	3	21
				UPF-WQ2	160~305	12	●	68	Normal	–	–	–	3	22
				UPF-CQH	90~305	12	●	68	Normal	●	–	–	5	23
				UPF-CQ2	90~160 160~305	12	●	68	Normal	●	–	–	5	27
		Plastic	PFC	UP(F)-WH	90~305	12	●	68	Normal	●	–	–	5	17
				UP-W1	90~132	12	●	68	Normal	–	–	–	3	16
			Non-PFC	UP-W2(V1)	160~277	12/24	●	68	Normal	–	–	–	3	13
				UP-WQ	90~277	12/24	●	68	Normal	● 150~300W	–	–	3	15
	Indoor	Metal	Non-PFC	UP-LHE/UP-E	90~264	5/12/24	–	–	Slim	–	–	–	3/2	39
				UP-AF/UP-G	176~264	5(AF)/12/24(G)	–	–	Slim	–	–	–	2	40
				UP	85~264	5/12/15/24	–	–	Normal	–	–	–	3	41
		Plastic	Non-PFC	UP-F	90~264	12/24	●	62	Slim	–	–	–	3	6
				UP-W2F	160~277	12/24	●	62	Slim	–	–	–	3	7
C.V.+C.C.	Outdoor	Metal	PFC	UPF-CQH	90~305	24/36/48	●	68	Normal	● 40~250W	–	●	5	23
C.C.	Outdoor	Metal	PFC	UPF-CQ2	90~160 160~305	36/48	●	68	Normal	● 100~240W	–	●	5	27
				UPF-CQHD	90~305	24/36/48	●	68	Normal	● 40~250W	●	●	5	24
				UPF-CQ2D	90~160 160~305	36/48	●	68	Normal	● 100~240W	●	●	5	28
				UPF-CP2(D)	180~264	36/48/150 190/250	●	68	Normal	● 120~600W	●	●	5	26
				UPF-CQ2DP	160~305	36/48	●	68	Normal	–	●	●	5	29
				UPF-C7	180~264	30/60/90/120 150/180/240	●	68	Normal	● 80~200W	–	●	5	31
				UPF-C7D	180~264	30/60/90/120 150/180/240	●	68	Normal	● 80~200W	●	●	5	32
				UPF-CQ2[D,T,F]	180~264	33/90/120	●	68	Normal	–	●	●	5	30
				UPF-CQHD-EX	90~305	36	●	68	Normal	● 50~250W	●	●	5	25
				UPF-CH2(D) UPF-CG2(D)	180~264	20/24/30	●	68	Normal	● 50~250W	●	●	5	33 35
				UPF-CH2D-EX UPF-CG2D-EX	180~264	20/24/30	●	68	Normal	● 50~250W	●	●	5	34 36
				UPF-CT2(D)	180~264	20/24/30	●	68	Normal	–	●	●	5	37
				UPF-CT2D-EX	180~264	20/24/30	●	68	Normal	–	●	●	5	37
	Indoor	Plastic	PFC	UPF-NI / MZ	180~264	90	–	42	Normal	–	–	–	3	5

I Contents

LED Converter

Indoor Light converter

UPF-NI /MZ ····· C.C. mode with PFC/180~264Vac/10W~20W ····· 05

Slim Type converter

UP-F ····· C.V. mode /90~264Vac/Slim design/30W ····· 06
UP-W2F ····· C.V. mode /160~277Vac/Slim design/30W~60W ····· 07

Waterproof converter

UP-W2L ····· C.V. mode /180~264Vac/Economic Plastic & Metal case/60W~500W ····· 09
UP-W2LM/W2LF/W2LCM ····· C.V. mode /180~264Vac/Economic Metal case/60W~400W ····· 10
UP-W2C ····· C.V. mode /160~277Vac/Max. power based on output/Compact Metal/100W~300W ····· 11
UP-W2SC ····· C.V. mode /160~277Vac/Max. power based on input/Compact Metal/100W~300W ····· 12
UP-W2(V1) ····· C.V. mode /160~277Vac/Max. power based on output/10W~300W ····· 13
UP-W2S ····· C.V. mode /160~277Vac/Max. power based on input/Economic/100W~300W ····· 14
UP-WQ ····· C.V. mode /90~277Vac/Wide input/8W~150W ····· 15
UP-W1 ····· C.V. mode/90~132Vac/UL Approved/40W~150W ····· 16
UP(F)-WH ····· C.V. mode /90~305Vac/UL Approved/60W~150W ····· 17
UP(F)-MH ····· C.V. mode /90~305Vac/UL Approved/120W~180W ····· 18
UP-TH ····· C.V. mode with Threaded terminal/90~305Vac/Listed UL Approved/60W ····· 18
UP-PW2 ····· NEW C.V. mode with PWM style output/180~264Vac/Dimming function/100W~200W ····· 19
UPF-MC ····· C.V. mode with PFC/120~277Vac/Micro Slim design/UL Approved/60W ····· 20
UPF-MK ····· C.V. mode with PFC/180~264Vac/Micro Slim design/60W ····· 20

Waterproof with PFC converter

UPF-WQ ····· C.V. mode with PFC/90~305Vac/100W~300W ····· 21
UPF-WQ2 ····· C.V. mode with PFC/160~305Vac/80W~300W ····· 22
UPF-CQH ····· C.V.+C.V. mode with PFC/90~305Vac/30W~250W ····· 23
UPF-CQHD ····· C.C. mode with PFC/90~305Vac/Dimming function/30W~250W ····· 24
UPF-CQHD-EX ····· C.C. mode with PFC/90~305Vac/Dimming function/30W~250W ····· 25
UPF-CP2(D) ····· C.C mode with PFC/180~264Vac/50W~600W ····· 26
UPF-CQ2 ····· C.V. & C.C mode with PFC/90~160Vac/160~305Vac/60W~240W ····· 27
UPF-CQ2D ····· C.C mode with PFC/90~160Vac/160~305Vac/Dimming function/60W~240W ····· 28
UPF-CQ2DP ····· C.C mode with PFC/160~305Vac/Dimming function/60W~150W ····· 29
UPF-CQ2[D,T,F] ····· C.C mode with PFC/180~264Vac/2~4ch output/50W~200W ····· 30
UPF-C7 ····· C.C mode with PFC/180~264Vac/30W~200W ····· 31
UPF-C7D ····· C.C mode with PFC/180~264Vac/Dimming function/30W~200W ····· 32
UPF-CH2(D) ····· C.C. mode with PFC/180~264Vac/Dimming function/20W~250W ····· 33
UPF-CH2D-EX ····· C.C. mode with PFC/180~264Vac/Dimming function/20W~250W ····· 34
UPF-CG2(D) ····· C.C. mode with PFC/180~264Vac/Dimming function/60W~200W ····· 35
UPF-CG2D-EX ····· C.C. mode with PFC/180~264Vac/Dimming function/60W~200W ····· 36
UPF-CT2(D-EX) ····· NEW C.C. mode with PFC/180~264Vac/Dimming function/15W~225W ····· 37

Enclosed Switching Power Supply

Slim & Low Power Consumption Type

UP-LHE /UP-E ····· C.V. mode/90~264Vac/Slim & Low power consumption/15W~1000W ····· 39

Slim & Low Cost Type

UP-AF /UP-G ····· C.V. mode/176~264Vac/Slim & Low cost /100W~350W ····· 40

General Type

UP ····· C.V. mode/85~264Vac & selectable by switch/15W~1500W ····· 41

Others ····· 42

Key product features

- IEC 61347 — Compliant with IEC 61347
- UL879 — Compliant with UL879
- High durability
- Dimming
- Protection functions
- Waterproof
- High efficiency
- Power factor
- Long life time
- Slim design
- High heat radiation

UPF-NI • MZ

- Constant current design
- Built-in PFC function(UPF-NI)
- Protections : Over voltage/Short circuit
- IP42 design for indoor installations
- 100% full load burn-in test
- Suitable for LED fluorescent light and office light applications
- Plastic case
- 3years warranty
- AC input voltage range : 180~264VAC
- DC adjustment range : Fixed
- Over load protection : over 110% of rating, auto-recovery
- Over voltage protection : 115-150% rated output voltage
- Working temperature : -20~+50°C (refer to output derating curve of homepage)
- Safety standards : K61347-1,K61347-2-13
- EMC standards : K00015,K61547

Protections

Over load	Over voltage	Short circuit	Over temp.
	✓	✓	

Model	Packing
UPFxxS90NI	200
MZ-20S200-xx	200

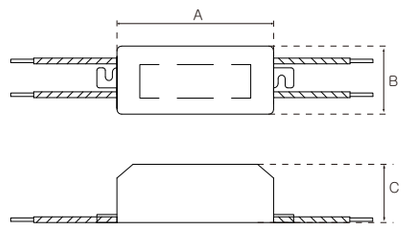

KEY PRODUCT FEATURES

TECHNICAL DATA

W	VAC	VDC
10W~20W	AC180 ~264V	90V
IP	**TA**	**PFC**
IP 42	-20~+50°C	≥0.9 (90NI)

WARRANTY

3 Yeares

APPROVALS

Model No.	Input Voltage	Output Voltage	C.C region	Output Current	Efficiency	Max. Power	Approvals	Dimensions [AxBxC]/Weight
UPF10S90NI	AC180~264V	90V	70V~90V	0.12A	90%	10W	KC/KS	86.2x29.8x25.5/0.046kg
UPF15S90NI	AC180~264V	90V	70V~90V	0.18A	91%	14W	KC/KS	86.2x29.8x25.5/0.046kg
UPF20S90NI	AC180~264V	90V	70V~90V	0.20A	92%	18.5W	KC/KS	86.2x29.8x25.5/0.046kg
MZ-20S200-17	AC180~264V	90V	70V~90V	0.17A	91%	20W	KC	86.2x29.8x25.5/0.046kg
MZ-20S200-20	AC180~264V	90V	70V~90V	0.2A	91%	15W	KC	86.2x29.8x25.5/0.046kg

UP-F



- Constant voltage design
- Wide input voltage range
- Protections : Over load/Over voltage/Short circuit
- Cooling by free air convention
- IP62 design for indoor installations
- 100% full load burn-in test
- Suitable for LED indoor lighting and LED electrical display applications
- Plastic case
- 3years warranty

- AC input voltage range : 90~264VAC
- DC adjustment range : Fixed
- Over load protection : over 110% of rating, auto-recovery
- Over voltage protection : 115-140% rated output voltage
- Withstanding voltage : I-O : 3KVAC,1minute
- Isolation resistance : I-O : 100 M ohms/500VDC
- Working temperature : -30~+70°C (refer to output derating curve of homepage)
- Safety standards : EN61347-1,EN61347-2-13/K61347-1,K61347-2-13
- EMC standards : EN61000-3-2,3,EN61204-3/EN55022/K00015,K61547

KEY PRODUCT FEATURES

SLIM DESIGN · HIGH DURABILITY · IEC 61347

Protections

Over load	Over voltage	Short circuit	Over temp.
✓	✓	✓	

Model	Packing
UP30SxxF	100

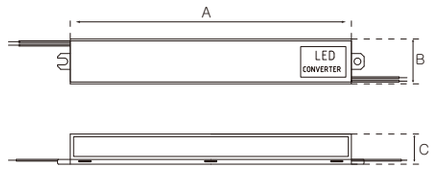

TECHNICAL DATA

W	VAC	VDC
30W	AC90 ~264V	12V/24V
IP	**TA**	**PFC**
IP 62	-30~+70°C	≤0.6

WARRANTY

3 Yeares

APPROVALS

RoHS · IP62 · F · M M · SELV · CB · CE · BIS · KC

Model No.	Input Voltage	Output Voltage	Output Current	Efficiency	Max. Power	Approvals	Dimensions [AxBxC]/Weight
UP30S12F	AC90~264V	12V	2.5A	83%	30W	KC/CE/CB/BIS	193.4x28.3x19/0.13kg
UP30S24F	AC90~264V	24V	1.25A	83%	30W	KC/CE/CB	193.4x28.3x19/0.13kg

UP-W2F



- Constant voltage design
- Protections : Over load/Over voltage/Short circuit
- Cooling by free air convention
- IP62 design for indoor installations
- 100% full load burn-in test
- Suitable for LED indoor lighting and LED electrical display applications
- Plastic case
- 3years warranty

- AC input voltage range : 90~277VAC
- DC adjustment range : Fixed
- Over load protection : over 110% of rating, auto-recovery
- Over voltage protection : 115-140% rated output voltage
- Withstanding voltage : I-O : 3KVAC,1minute
- Isolation resistance : I-O : 100 M ohms/500VDC
- Working temperature : -40~+50°C (refer to output derating curve of homepage)
- Safety standards : EN61347-1,EN61347-2-13/K61347-1,K61347-2-13
- EMC standards : EN61000-3-2,3,EN61547/EN55015/K00015,K61547

KEY PRODUCT FEATURES

SLIM DESIGN · HIGH DURABILITY · IEC 61347

Protections

Over load	Over voltage	Short circuit	Over temp.
✓	✓	✓	

TECHNICAL DATA

W	VAC	VDC
30W/60W	AC160 ~277V	12V/24V

IP	TA	PFC
IP 62	-40~+50°C	≤0.6

Model	Packing
UP30SxxW2F	100
UP60SxxW2F	100

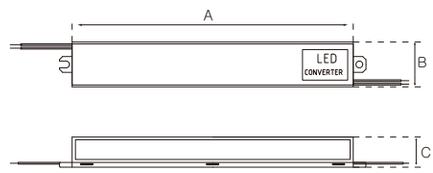

WARRANTY

3 Yeares

APPROVALS

RoHS · IP62 · SELV · CB · CE · KC

Model No.	Input Voltage	Output Voltage	Output Current	Efficiency	Max. Power	Approvals	Dimensions [AxBxC]/Weight
UP30S12W2F	AC160~277V	12V	2.5A(1.87A@50°C)	83%	30W	KC/CE/CB	193.4x28.3x19/0.13kg
UP30S24W2F	AC160~277V	24V	1.25A(1.25A@50°C)	83%	30W	KC/CE/CB	193.4x28.3x19/0.13kg
UP60S12W2F	AC160~277V	12V	5A(3.75A@50°C)	86%	60W	KC/CE/CB	202x29.8x23.2/0.18kg
UP60S24W2F	AC160~277V	24V	2.5A(1.87A@50°C)	87%	60W	KC/CE/CB	202x29.8x23.2/0.18kg



LED Converter

- Waterproof converter
- Waterproof with PFC converter

UP-W2L

- Constant voltage design
- Protections : Over load/Over voltage/Short circuit /Over temperature(Metal type)
- Cooling by free air convention
- IP68 design for outdoor installations
- 100% full load burn-in test
- Suitable for LED lighting and moving sign applications
- Plastic case(60W~150W)
- Metal case
- 2years warranty

- AC input voltage range : 180~264VAC(refer to static characteristics curve of homepage)
- DC adjustment range : Fixed, can be modified within±5% rated output voltage(but, do not use over the rated power)
- Over load protection : over 110% of rating, auto-recovery
- Over voltage protection : 115-140% rated output voltage
- Withstanding voltage : I-O : 3KVAC,I-FG:1.5KVAC,O-FG:0.5KVAC,1minute
- Isolation resistance : I-O,I-FG,O-FG : 100 M ohms/500VDC
- Working temperature : -40~+70°C (refer to output derating curve of homepage)
- Safety standards : EN61347-1,EN61347-2-13/K61347-1,K61347-2-13
- EMC standards : EN61000-3-2,3,EN61204-3/EN55022/K00015,K61547

Protections

Over load	Over voltage	Short circuit	Over temp.
✓	✓ (200W except)	✓	✓ (Metal type)

Model	Packing
UP60SxxW2L	100
UP100SxxW2L	100
UP150SxxW2L	58
UP200SxxW2L	28
UP300SxxW2L	15
UP400SxxW2L	15
UP500SxxW2L	15

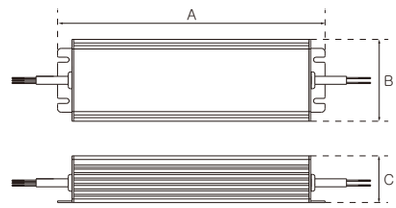

KEY PRODUCT FEATURES

IEC 61347

TECHNICAL DATA

W	VAC	VDC
60W~500W	AC180 ~264V	12V/24V
IP	**TA**	**PFC**
IP 68	-40~+70°C	≤0.6

WARRANTY

2 Yeares

APPROVALS

RoHS IP68 SELV BIS (400W) SASO CB CE KC

UP-W2L(Plastic Case)

Model No.	Input Voltage	Output Voltage	Output Current	Efficiency	Max. Power	Approvals	Dimensions [AxBxC]/Weight
UP60S12W2L	AC180~264V	12V	5A	92%	60W	KC/CE/CB/EER	192x34.5x22/0.19kg
UP60S24W2L	AC180~264V	24V	2.5A	92%	60W	KC/CE/CB/EER	192x34.5x22/0.19kg
UP100S12W2L	AC180~264V	12V	8.3A(7.1A@50°C)	91%	100W	KC/CE/CB/EER	192x34.5x22/0.19kg
UP100S24W2L	AC180~264V	24V	4.2A(3.6A@50°C)	93%	100W	KC/CE/CB/EER	192x34.5x22/0.19kg
UP150S12W2L	AC180~264V	12V	11.5A(10A@50°C)	93%	138W	KC/CE/CB/EER	170.5x42x35/0.33kg
UP150S24W2L	AC180~264V	24V	5.8A(5.0A@50°C)	94%	138W	KC/CE/CB/EER	170.5x42x35/0.33kg

UP-W2L(Metal Case)

Model No.	Input Voltage	Output Voltage	Output Current	Efficiency	Max. Power	OTP	Approvals	Dimensions [AxBxC]/Weight
UP200S12W2L	AC180~264V	12V	15A(13.3A@50°C)	91%	180W	-	KC/CE/CB/EER	173x55.5x37.3/0.53kg
UP200S24W2L	AC180~264V	24V	7.5A(6.7A@50°C)	92%	180W	-	KC/CE/CB/EER	173x55.5x37.3/0.53kg
UP300S12W2L	AC180~264V	12V	21.5A(18.8A@50°C)	91%	258W	Built-in	KC/CE/CB/EER	192.3x61.5x37.1/0.69kg
UP300S24W2L	AC180~264V	24V	11A(9.4A@50°C)	92%	258W	Built-in	KC/CE/CB/EER	192.3x61.5x37.1/0.69kg
UP400S12W2L	AC180~264V	12V	30A(25A@50°C)	91%	360W	Built-in	KC/CE/CB/EER	222x74x49/1.45kg
UP400S24W2L	AC180~264V	24V	15A(12.5A@50°C)	92%	360W	Built-in	KC/CE/CB/EER	222x74x49/1.45kg
UP500S12W2L	AC180~264V	12V	37.5A(31A@50°C)	91%	450W	Built-in	KC	257x74x49/1.54kg
UP500S24W2L	AC180~264V	24V	18.7A(15.5A@50°C)	93%	450W	Built-in	KC	257x74x49/1.54kg

UP-W2LM•W2LF•W2LCM

- Constant voltage design
- Protections : Over load/Over voltage/Short circuit /Over temperature(W2LF)
- Cooling by free air convention
- IP68 design for outdoor installations
- 100% full load burn-in test
- Suitable for LED lighting and moving sign applications
- Metal case
- 3years warranty

- AC input voltage range : 180~264VAC(refer to static characteristics curve of homepage)
- DC adjustment range : Fixed, can be modified within±5% rated output voltage(but, do not use over the rated power)
- Over load protection : over 110% of rating, auto-recovery
- Over voltage protection : 115-140% rated output voltage
- Withstanding voltage : I-O : 3KVAC,I-FG:1.5KVAC,O-FG:0.5KVAC,1minute
- Isolation resistance : I-O,I-FG,O-FG : 100 M ohms/500VDC
- Working temperature : -40~+70°C (refer to output derating curve of homepage)
- Safety standards : EN61347-1,EN61347-2-13/K61347-1,K61347-2-13
- EMC standards : EN61000-3-2,3,EN61204-3/EN55022/K00015,K61547

Protections

Over load	Over voltage	Short circuit	Over temp.
✓	✓	✓	✓ (W2LF)

Model	Packing
UP60SxxW2LM	28
UP100SxxW2LM	28
UP150SxxW2LM	18
UP200SxxW2LF	15
UP300SxxW2LF	15
UP400SxxW2LF	15
UP150S12W2LCM	24
UP200S12W2LCM	24

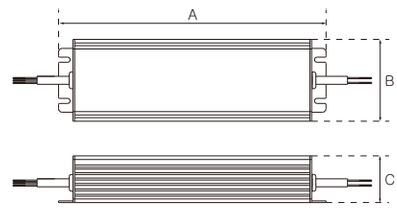

KEY PRODUCT FEATURES

SLIM DESIGN W2LCM · HIGH EFFICIENCY · HIGH DURABILITY · IEC 61347

TECHNICAL DATA

W	VAC	VDC
60W~400W	AC180 ~264V	12V/24V
IP	**TA**	**PFC**
IP 68	-40~+70°C	≤0.6

WARRANTY

3 Yeares

APPROVALS

RoHS · IP68 · F · SELV · SASO · CB · CE · KC

UP-W2LM

Model No.	Input Voltage	Output Voltage	Output Current	Efficiency	Max. Power	Approvals	Dimensions [AxBxC]/Weight
UP60S12W2LM	AC180~264V	12V	5A	92%	60W	CE/CB/EER	194x40x24.8/0.21kg
UP60S24W2LM	AC180~264V	24V	2.5A	92%	60W	CE/CB/EER	194x40x24.8/0.21kg
UP100S12W2LM	AC180~264V	12V	8.3A	91%	100W	KC/CE/CB/EER	194x40x24.8/0.21kg
UP100S24W2LM	AC180~264V	24V	4.2A	92%	100W	KC/CE/CB/EER	194x40x24.8/0.21kg
UP150S12W2LM	AC180~264V	12V	12.5A	91%	150W	KC/CE/CB/EER	156x48.1x36.8/0.49kg
UP150S24W2LM	AC180~264V	24V	6.25A	92%	150W	KC/CE/CB/EER	156x48.1x36.8/0.49kg

UP-W2LF

Model No.	Input Voltage	Output Voltage	Output Current	Efficiency	Max. Power	OTP	Approvals	Dimensions [AxBxC]/Weight
UP200S12W2LF	AC180~264V	12V	16.6A	91%	200W	Built-in	CE/CB/EER	192.3x61.5x37.1/0.69kg
UP300S12W2LF	AC180~264V	12V	25A	91%	300W	Built-in	CE/CB/EER	222x74x49/1.45kg
UP400S12W2LF	AC180~264V	12V	33.3A	92%	400W	Built-in	CE/CB/EER	257x74x49/1.54kg

UP-W2LCM

Model No.	Input Voltage	Output Voltage	Output Current	Efficiency	Max. Power	Approvals	Dimensions [AxBxC]/Weight
UP150S12W2LCM	AC180~264V	12V	12.5A	91%	150W	CE/CB	282x40x24.8/0.30kg
UP200S12W2LCM	AC180~264V	12V	15A(13A@50°C)	91%	180W	CE/CB	297x40x24.8/0.32kg

UP-W2C

- Constant voltage design
- Protections : Over load/Over voltage/Short circuit /Over temperature
- Cooling by free air convention
- IP68 design for outdoor installations
- 100% full load burn-in test
- Suitable for LED lighting and moving sign applications
- Metal case
- 5years warranty

- AC input voltage range : 160~277VAC
- DC adjustment range : Fixed, can be modified within±5% rated output voltage(but, do not use over the rated power)
- Over load protection : over 110% of rating, auto-recovery
- Over voltage protection : 115-140% rated output voltage
- Withstanding voltage : I-O : 3KVAC,I-FG:1.5KVAC,O-FG:0.5KVAC,1minute
- Isolation resistance : I-O,I-FG,O-FG : 100 M ohms/500VDC
- Working temperature : -40~+70°C (refer to output derating curve of homepage)
- Safety standards : EN61347-1,EN61347-2-13
- EMC standards : EN61000-3-2,3,EN61204-3/EN55022

KEY PRODUCT FEATURES

IEC 61347

Protections

Over load	Over voltage	Short circuit	Over temp.
✓	✓	✓	✓

TECHNICAL DATA

W	VAC	VDC
100W~300W	AC160 ~277V	12V/24V

IP	TA	PFC
IP 68	-40~+70°C	≤0.6

Model	Packing
UP100SxxW2C	18
UP150SxxW2C	18
UP200SxxW2C	15
UP300SxxW2C	15

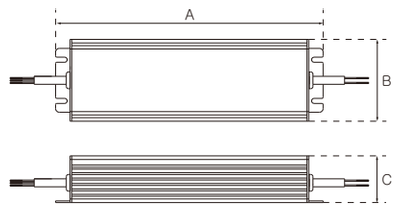

WARRANTY

5 Yeares

APPROVALS

Model No.	Input Voltage	Output Voltage	Output Current	Efficiency	Max. Power	OTP	Approvals	Dimensions [AxBxC]/Weight
UP100S12W2C	AC160~277V	12V	8.3A(8.3A@50°C)	85%	100W	Built-in	CE/CB	203x48.1x36.8/0.60kg
UP100S24W2C	AC160~277V	24V	4.2A(4.2A@50°C)	87%	100W	Built-in	CE/CB	203x48.1x36.8/0.60kg
UP150S12W2C	AC160~277V	12V	12.5A(11A@50°C)	86%	150W	Built-in	CE/CB	218x55.5x37.3/0.68kg
UP150S24W2C	AC160~277V	24V	6.3A(5.5A@50°C)	87%	150W	Built-in	CE/CB	218x55.5x37.3/0.68kg
UP200S12W2C	AC160~277V	12V	16.6A(16.6A@50°C)	88%	200W	Built-in	CE/CB	233x61.5x37.1/0.93kg
UP200S24W2C	AC160~277V	24V	8.3A(8.3A@50°C)	89%	200W	Built-in	CE/CB	233x61.5x37.1/0.93kg
UP300S12W2C	AC160~277V	12V	25A(20.7A@50°C)	88%	300W	Built-in	CE/CB	278x61.5x37.1/1.08kg
UP300S24W2C	AC160~277V	24V	12.5A(10.4A@50°C)	89%	300W	Built-in	CE/CB	278x61.5x37.1/1.08kg

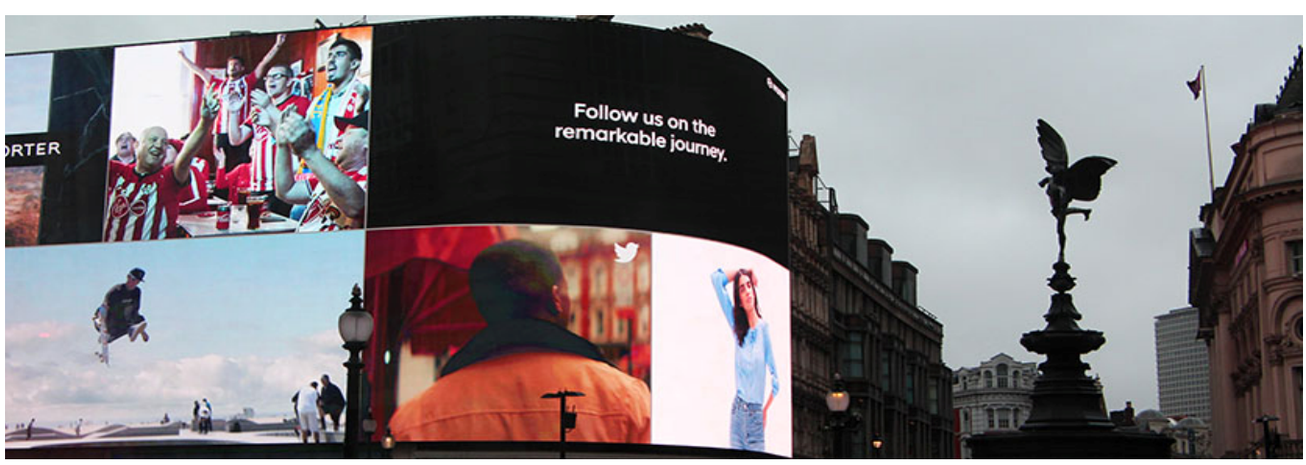

UP-W2SC

- Constant voltage design
- Protections : Over load/Over voltage/Short circuit
- Cooling by free air convention
- IP68 design for outdoor installations
- 100% full load burn-in test
- Suitable for LED lighting and moving sign applications
- Metal case
- 3years warranty

- AC input voltage range : 160~277VAC
- DC adjustment range : Fixed, can be modified within±5% rated output voltage(but, do not use over the rated power)
- Over load protection : over 110% of rating, auto-recovery
- Over voltage protection : 115-140% rated output voltage
- Withstanding voltage :
  I-O : 3KVAC,I-FG:1.5KVAC,O-FG:0.5KVAC,1minute
- Isolation resistance : I-O,I-FG,O-FG : 100 M ohms/500VDC
- Working temperature : -40~+70°C
  (refer to output derating curve of homepage)
- Safety standards : EN61347-1,EN61347-2-13/K61347-1,K61347-2-13
- EMC standards : EN61000-3-2,3,EN61204-3/EN55022/K00015,K61547

KEY PRODUCT FEATURES

IEC 61347

Protections

Over load	Over voltage	Short circuit	Over temp.
✓	✓	✓	

TECHNICAL DATA

W	VAC	VDC
100W~300W	AC160 ~277V	12V/24V

IP	TA	PFC
IP 68	-40~+70°C	≤0.6

Model	Packing
UP100SxxW2SC	18
UP150SxxW2SC	18
UP200SxxW2SC	18
UP300SxxW2SC	15

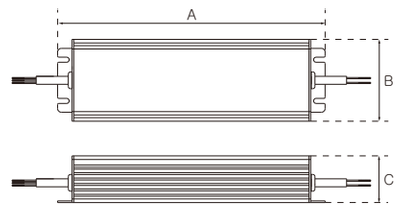

WARRANTY

3 Yeares

APPROVALS

Model No.	Input Voltage	Output Voltage	Output Current	Efficiency	Max. Power	Approvals	Dimensions [AxBxC]/Weight
UP100S12W2SC	AC160~277V	12V	7.1A(7.1A@50°C)	85%	85W	KC/CE/CB	193x48.1x36.8/0.55kg
UP100S24W2SC	AC160~277V	24V	3.6A(3.6A@50°C)	87%	85W	KC/CE/CB	193x48.1x36.8/0.55kg
UP150S12W2SC	AC160~277V	12V	10.8A(9.4A@50°C)	86%	130W	KC/CE/CB	208x55.5x37.3/0.64kg
UP150S24W2SC	AC160~277V	24V	5.4A(4.7A@50°C)	86%	130W	KC/CE/CB	208x55.5x37.3/0.64kg
UP200S12W2SC	AC160~277V	12V	15A(13.33A@50°C)	88%	180W	KC/CE/CB	220x61.5x37.1/0.82kg
UP200S24W2SC	AC160~277V	24V	7.5A(6.67A@50°C)	89%	180W	KC/CE/CB	220x61.5x37.1/0.82kg
UP300S12W2SC	AC160~277V	12V	20A(18.8A@50°C)	88%	240W	KC/CE/CB	260x61.5x37.1/0.98kg
UP300S24W2SC	AC160~277V	24V	10.5A(9.5A@50°C)	89%	252W	KC/CE/CB	260x61.5x37.1/0.98kg

UP-W2(V1)

- Constant voltage design
- Protections : Over load/Over voltage/Short circuit /Over temperature(Metal Type)
- Cooling by free air convention
- IP68 design for outdoor installations
- 100% full load burn-in test
- Suitable for LED lighting and moving sign applications
- Plastic case(10W~100W)
- Metal case(40W~300W)
- 3years warranty

- AC input voltage range : 160~277VAC
- DC adjustment range : Fixed, can be modified within±5% rated output voltage(but, do not use over the rated power)
- Over load protection : over 110% of rating, auto-recovery
- Over voltage protection : 115-140% rated output voltage
- Withstanding voltage : I-O : 3KVAC,I-FG:1.5KVAC,O-FG:0.5KVAC,1minute
- Isolation resistance : I-O,I-FG,O-FG : 100 M ohms/500VDC
- Working temperature : -40~+70°C (refer to output derating curve of homepage)
- Safety standards : EN61347-1,EN61347-2-13
- EMC standards : EN61000-3-2,3,EN61204-3/EN55022

Protections

Over load	Over voltage	Short circuit	Over temp.
✓	✓	✓	✓ (Metal type)

Model	Packing
UP10SxxW2(V1)	154
UP20SxxW2(V1)	132
UP30SxxW2(V1)	132
UP40SxxW2(V1)	72
UP60SxxW2(V1)	58
UP100SxxW2(V1)P	28
UP40SxxW2(V1)M	18
UP60SxxW2(V1)M	18
UP80SxxW2(V1)	18
UP100SxxW2(V1)	18
UP150SxxW2(V1)	15
UP200SxxW2(V1)	15
UP300SxxW2(V1)	15

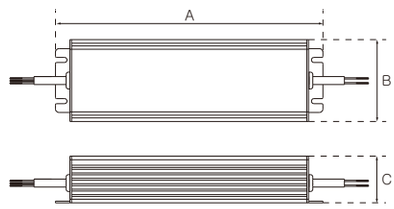

KEY PRODUCT FEATURES

IEC 61347

TECHNICAL DATA

W	VAC	VDC
10W~300W	AC160 ~277V	12V/24V
IP	**TA**	**PFC**
IP 68	-40~+70°C	≤0.6

WARRANTY

3 Yeares

APPROVALS

RoHS IP68 SELV BIS CB CE

Plastic Case Type

Model No.	Input Voltage	Output Voltage	Output Current	Efficiency	Max. Power	Approvals	Dimensions [AxBxC]/Weight
UP10S12W2(V1)	AC160~277V	12V	0.83A	81%	10W	CE/CB	126.5x35.5x23.5/0.08kg
UP10S24W2(V1)	AC160~277V	24V	0.41A	81%	10W	CE/CB	126.5x35.5x23.5/0.08kg
UP20S12W2(V1)	AC160~277V	12V	1.66A	82%	20W	KC/CE/CB	151.5x35.5x25.5/0.12kg
UP20S24W2(V1)	AC160~277V	24V	0.83A	82%	20W	KC/CE/CB	151.5x35.5x25.5/0.12kg
UP30S12W2(V1)	AC160~277V	12V	2.5A	83%	30W	KC/CE/CB	151.5x35.5x25.5/0.14kg
UP30S24W2(V1)	AC160~277V	24V	1.25A	84%	30W	KC/CE/CB	151.5x35.5x25.5/0.14kg
UP40S12W2(V1)	AC160~277V	12V	3.33A	83%	40W	KC/CE/CB/BIS	146.5x42x35/0.3kg
UP40S24W2(V1)	AC160~277V	24V	1.66A	85%	40W	KC/CE/CB	146.5x42x35/0.3kg
UP60S12W2(V1)	AC160~277V	12V	5A	83%	60W	KC/CE/CB/BIS	170.5x42x35/0.35kg
UP60S24W2(V1)	AC160~277V	24V	2.5A	85%	60W	KC/CE/CB	170.5x42x35/0.35kg
UP100S12W2(V1)P	AC160~277V	12V	8.33A	85%	100W	CE/CB	200x51.5x40/0.54kg

Metal Case Type

Model No.	Input Voltage	Output Voltage	Output Current	Efficiency	Max. Power	OTP	Approvals	Dimensions [AxBxC]/Weight
UP40S12W2(V1)M	AC160~277V	12V	3.33A	84%	40W	Built-in	KC/CE/CB	171x48.1x36.8/0.4kg
UP40S24W2(V1)M	AC160~277V	24V	1.66A	86%	40W	Built-in	KC/CE/CB	171x48.1x36.8/0.4kg
UP60S12W2(V1)M	AC160~277V	12V	5A	84%	60W	Built-in	KC/CE/CB	171x48.1x36.8/0.4kg
UP60S24W2(V1)M	AC160~277V	24V	2.5A	86%	60W	Built-in	KC/CE/CB	171x48.1x36.8/0.4kg
UP80S12W2(V1)	AC160~277V	12V	6.66A	85%	80W	Built-in	KC/CE/CB	196x48.1x36.8/0.45kg
UP100S12W2(V1)	AC160~277V	12V	8.33A	85%	100W	Built-in	KC/CE/CB/BIS	210x56.7x41.3/0.7kg
UP100S24W2(V1)	AC160~277V	24V	4.16A	88%	100W	Built-in	KC/CE/CB	210x56.7x41.3/0.7kg
UP150S12W2(V1)	AC160~277V	12V	12.5A	85%	150W	Built-in	KC/CE/CB/BIS	212x74x45/0.9kg
UP150S24W2(V1)	AC160~277V	24V	6.25A	88%	150W	Built-in	KC/CE/CB	212x74x45/0.9kg
UP200S12W2(V1)	AC160~277V	12V	16.6A(12.49A@50°C)	85%	200W	Built-in	KC/CE/CB/BIS	233x74x45/1.1kg
UP200S24W2(V1)	AC160~277V	24V	8.33A(6.24A@50°C)	88%	200W	Built-in	KC/CE/CB	233x74x45/1.1kg
UP300S12W2(V1)	AC160~277V	12V	25A(18.75A@50°C)	85%	300W	Built-in	KC/CE/CB/BIS	282x74x49/1.45kg
UP300S24W2(V1)	AC160~277V	24V	12.5A(9.37A@50°C)	88%	300W	Built-in	KC/CE/CB	282x74x49/1.45kg

UP-W2S

- Constant voltage design
- Protections : Over load/Over voltage/Short circuit /Over temperature
- Cooling by free air convention
- IP68 design for outdoor installations
- 100% full load burn-in test
- Suitable for LED lighting and moving sign applications
- Metal case
- 2years warranty

- AC input voltage range : 160~277VAC
- DC adjustment range : Fixed, can be modified within±5% rated output voltage(but, do not use over the rated power)
- Over load protection : over 110% of rating, auto-recovery
- Over voltage protection : 115-140% rated output voltage
- Withstanding voltage : I-O : 3KVAC,I-FG:1.5KVAC,O-FG:0.5KVAC,1minute
- Isolation resistance : I-O,I-FG,O-FG : 100 M ohms/500VDC
- Working temperature : -40~+70°C (refer to output derating curve of homepage)
- Safety standards : EN61347-1,EN61347-2-13/K61347-1,K61347-2-13
- EMC standards : EN61000-3-2,3,EN61204-3/EN55022/K00015,K61547

Protections

Over load	Over voltage	Short circuit	Over temp.
✓	✓	✓	✓

Model	Packing
UP100S12W2S	18
UP150S12W2S	18
UP200S12W2S	15
UP300S12W2S	15

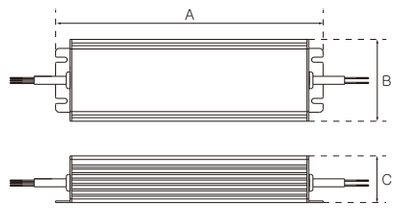

KEY PRODUCT FEATURES

IEC 61347

TECHNICAL DATA

W	VAC	VDC
100W~300W	AC160 ~277V	12V
IP	**TA**	**PFC**
IP 68	-40~+70°C	≤0.6

WARRANTY

2 Yeares

APPROVALS

Model No.	Input Voltage	Output Voltage	Output Current	Efficiency	Max. Power	OTP	Approvals	Dimensions [AxBxC]/Weight
UP100S12W2S	AC160~277V	12V	7.1A	85%	85W	Built-in	KC/CE/CB/BIS	196x48.1x36.8/0.45kg
UP150S12W2S	AC160~277V	12V	10.8A	85%	130W	Built-in	KC/CE/CB/BIS	215x56.7x41.3/0.72kg
UP200S12W2S	AC160~277V	12V	13.3A(12.5A@50°C)	86%	160W	Built-in	KC/CE/CB/BIS	212x74x45/0.9kg
UP300S12W2S	AC160~277V	12V	20A(18.8A@50°C)	87%	240W	Built-in	KC/CE/CB/BIS	251x74x45/1.2kg

UP-WQ

- Constant voltage design
- Wide input voltage range
- Protections : Over load/Over voltage/Short circuit /Over temperature(Metal Type)
- IP68 design for outdoor installations(8W:IP42)
- 100% full load burn-in test
- Suitable for LED lighting and moving sign applications
- Plastic case(8W~60W)
- Metal case(100W~150W)
- 3years warranty

- AC input voltage range : 90~277VAC
- DC adjustment range : Fixed, can be modified within ±10% rated output voltage(but, do not use over the rated power)
- Over load protection : over 110% of rating, auto-recovery
- Over voltage protection : 115-140% rated output voltage
- Withstanding voltage : I-O : 3KVAC,I-FG:1.5KVAC,O-FG:0.5KVAC,1minute
- Isolation resistance : I-O,I-FG,O-FG : 100 M ohms/500VDC
- Working temperature : -40~+70°C (refer to output derating curve of homepage)
- Safety standards : EN61347-1,EN61347-2-13
- EMC standards : EN61000-3-2,3,EN61204-3/EN55022

Protections

Over load	Over voltage	Short circuit	Over temp.
✓	✓	✓	✓ (Metal type)

Model	Packing
UP8SxxWQ	200
UP12SxxWQ	154
UP16SxxWQ	154
UP20SxxWQ	132
UP25SxxWQ	132
UP35SxxWQ	72
UP40SxxWQ	72
UP60SxxWQ	58
UP100SxxWQ	18
UP150SxxWQ	24

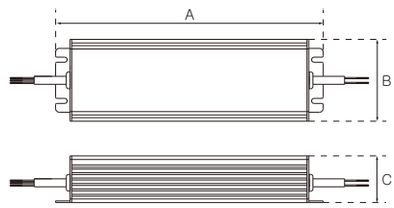

KEY PRODUCT FEATURES

IEC 61347

TECHNICAL DATA

W	VAC	VDC
8W~150W	AC90 ~277V	12V/24
IP	**TA**	**PFC**
IP 68	-40~+70°C	≤0.6

WARRANTY

3 Yeares

APPROVALS

Plastic Case Type

Model No.	Input Voltage	Output Voltage	Output Current	Efficiency	Max. Power	Approvals	Dimensions [AxBxC]/Weight
UP8S12WQ	AC90~277V	12V	0.67A	80%	8W	CE/CB	86.2x29.8x25.5/0.046kg
UP8S24WQ	AC90~277V	24V	0.33A	81%	8W	CE/CB	86.2x29.8x25.5/0.046kg
UP12S12WQ	AC90~277V	12V	1A	80%	12W	CE/CB	126.5x35.5x23.5/0.082kg
UP12S24WQ	AC90~277V	24V	0.5A	80%	12W	CE/CB	126.5x35.5x23.5/0.082kg
UP16S12WQ	AC90~277V	12V	1.34A	80%	16W	CE/CB	126.5x35.5x23.5/0.115kg
UP16S24WQ	AC90~277V	24V	0.67A	80%	16W	CE/CB	126.5x35.5x23.5/0.115kg
UP20S12WQ	AC90~277V	12V	1.67A	81%	20W	CE/CB	151.5x35.5x25.5/0.15kg
UP20S24WQ	AC90~277V	24V	0.84A	81%	20W	CE/CB	151.5x35.5x25.5/0.15kg
UP25S12WQ	AC90~277V	12V	2.08A	82%	25W	CE/CB	151.5x35.5x25.5/0.153kg
UP25S24WQ	AC90~277V	24V	1.04A	82%	25W	CE/CB	151.5x35.5x25.5/0.153kg
UP35S12WQ	AC90~277V	12V	2.9A	84%	35W	CE/CB	146.5x42x35/0.256kg
UP35S24WQ	AC90~277V	24V	1.46A	85%	35W	CE/CB	146.5x42x35/0.256kg
UP40S12WQ	AC90~277V	12V	3.33A	84%	40W	CE/CB	146.5x42x35/0.3kg
UP40S24WQ	AC90~277V	24V	1.66A	85%	40W	CE/CB	146.5x42x35/0.3kg
UP60S12WQ	AC90~277V	12V	5A	84%	60W	CE/CB	170.5x42x35/0.35kg
UP60S24WQ	AC90~277V	24V	2.5A	85%	60W	CE/CB	170.5x42x35/0.35kg

Metal Case Type

Model No.	Input Voltage	Output Voltage	Output Current	Efficiency	Max. Power	OTP	Approvals	Dimensions [AxBxC]/Weight
UP100S12WQ	AC90~277V	12V	8.33A	84%	100W	Built-in	CE/CB	215x56.7x41.3/0.72kg
UP100S24WQ	AC90~277V	24V	4.16A	87%	100W	Built-in	CE/CB	215x56.7x41.3/0.72kg
UP150S12WQ	AC90~277V	12V	12.5A	84%	150W	Built-in	CE/CB	261x56.7x41.3/1kg
UP150S24WQ	AC90~277V	24V	6.25A	87%	150W	Built-in	CE/CB	261x56.7x41.3/1kg

UP-W1

- Constant voltage design
- Protections : Over load/Over voltage/Short circuit /Over temperature(Metal Type)
- Cooling by free air convention
- IP68 design for outdoor installations
- 100% full load burn-in test
- Dry, damp locations
- Suitable for LED lighting and moving sign applications
- Class 2 Power unit(40W~60W)
- Plastic case(40W~60W)
- Metal case(100W~150W)
- 3years warranty
- AC input voltage range : 90~132VAC
- DC adjustment range : Fixed, can be modified within ±5% rated output voltage(but, do not use over the rated power)
- Over load protection : over 110% of rating, auto-recovery
- Over voltage protection : 115-140% rated output voltage
- Withstanding voltage : I-O : 3KVAC,I-FG:1.5KVAC,O-FG:0.5KVAC,1minute
- Isolation resistance : I-O,I-FG,O-FG : 100 M ohms/500VDC
- Working temperature : -40~+50°C (refer to output derating curve of homepage)
- Safety standards : UL879

Protections

Over load	Over voltage	Short circuit	Over temp.
✓	✓	✓	✓ (Metal Type)

Model	Packing
UP40S12W1	72
UP60S12W1	58
UP100S12W1	18
UP150S12W1	15

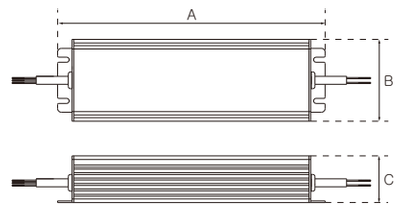

KEY PRODUCT FEATURES

HIGH DURABILITY

UL879

TECHNICAL DATA

W	VAC	VDC
40W~150W	AC90 ~132V	12V
IP	**TA**	**PFC**
IP 68	-40~+50°C	≤0.6

WARRANTY

3 Yeares

APPROVALS

RoHS IP68 SELV

Plastic Case Type

Model No.	Input Voltage	Output Voltage	Output Current		Efficiency	Max. Power	Approvals	Dimensions [AxBxC]/Weight
UP40S12W1	AC90~132V	12V	3.3A(2.49A@50°C)	Class 2 Power	82%	40W	UL	146.5x42x35/0.3kg
UP60S12W1	AC90~132V	12V	5A(3.75A@50°C)	Class 2 Power	82%	60W	UL	170.5x42x35/0.35kg

Metal Case Type

Model No.	Input Voltage	Output Voltage	Output Current	Efficiency	Max. Power	OTP	Approvals	Dimensions [AxBxC]/Weight
UP100S12W1	AC90~132V	12V	8.4A(6.24A@50°C)	82%	100W	Built-in	UL	206x56.7x41.5/0.7kg
UP150S12W1	AC90~132V	12V	12.5A(9.37A@50°C)	84%	150W	Built-in	UL	208x74x45/0.95kg



UP(F)-WH



- Constant voltage design
- Wide input voltage range
- Built-in PFC function(150W)
- Protections : Over load/Over voltage/Short circuit /Over temperature
- Cooling by free air convention
- IP68 design for outdoor installations
- 100% full load burn-in test
- Dry, damp locations
- Suitable for LED lighting and moving sign applications
- Class 2 Power unit(60W/100W(24V))
- Plastic case(PWH)
- Metal case
- 5years warranty

- AC input voltage range : 90~305VAC
- DC adjustment range : Fixed, can be modified within±5% rated output voltage(but, do not use over the rated power)
- Over load protection : over 110% of rating, auto-recovery
- Over voltage protection : 115-140% rated output voltage
- Withstanding voltage : I-O : 3.75KVAC,I-FG:2KVAC,O-FG:1.5KVAC,1minute
- Isolation resistance : I-O,I-FG,O-FG : 100 M ohms/500VDC
- Working temperature : -40~+70°C (refer to output derating curve of homepage)
- Safety standards : UL879
- EMC standards : FCC Part 15 class B

Protections

Over load	Over voltage	Short circuit	Over temp.
✓	✓	✓	✓

Model	Packing
UP60SxxPWH	58
UP60SxxWH	18
UP100S12WH	24
UP100S24WH	18
UP120SxxWH	24
UPF150SxxWH	15

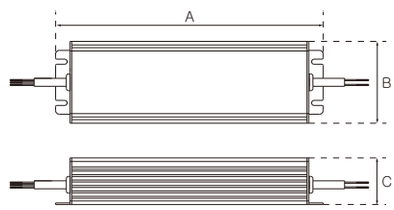

KEY PRODUCT FEATURES

150W

UL879

TECHNICAL DATA

W	VAC	VDC
60W~150W	AC90 ~305V	12V 12V/24V (100W)

IP	TA	PFC
IP 68	-40~+70°C	≤0.6 ≥0.9(150W)

WARRANTY

5 Yeares

APPROVALS

Plastic Case Type

Model No.	Input Voltage	Output Voltage	Output Current	Efficiency	Max. Power	OTP	Approvals	Dimensions [AxBxC]/Weight
UP60S12PWH	AC90~305V	12V	5A Class 2 Power	87%	60W	Built-in	UL/FCC/PSE	170.5x42x35/0.33kg

Metal Case Type

Model No.	Input Voltage	Output Voltage	Output Current	Efficiency	Max. Power	OTP	Approvals	Dimensions [AxBxC]/Weight
UP60S12WH	AC90~305V	12V	5A Class 2 Power	84%	60W	Built-in	UL/FCC/PSE	194x56.7x41.3/0.75kg
UP100S12WH	AC90~305V	12V	8.3A	84%	100W	Built-in	UL/FCC/PSE	237x56.7x41.3/0.92kg
UP100S24WH	AC90~305V	24V	4A Class 2 Power	87%	100W	Built-in	UL/FCC/PSE	194x56.7x41.3/0.75kg
UP120S12WH	AC90~305V	12V	10A	84%	120W	Built-in	UL/FCC/PSE	253x56.7x41.3/1kg
UPF150S12WH	AC90~305V	12V	12.5A	91%	150W	Built-in	UL/FCC/PSE	213x61.5x37.1/0.78kg

UP(F)-MH•TH

- Constant voltage design
- Wide input voltage range
- Built-in PFC function(180W)
- Protections : Over load/Over voltage/Short circuit /Over temperature
- Cooling by free air convention
- IP68 design for outdoor installations
- 100% full load burn-in test
- Dry, damp locations
- Dry, damp and wet locations(60W)
- 1/2" NPT threaded connector to simplify electrical wiring(60W)
- Suitable for LED lighting and moving sign applications
- Class 2 Power unit
- Metal case
- 5years warranty

- AC input voltage range : 90~305VAC
- DC adjustment range : Fixed, can be modified within ±5% rated output voltage(but, do not use over the rated power)
- Over load protection : over 110% of rating, auto-recovery
- Over voltage protection : 115-140% rated output voltage
- Withstanding voltage : I-O : 3.75KVAC,I-FG:2KVAC,O-FG:1.5KVAC,1minute
- Isolation resistance : I-O,I-FG,O-FG : 100 M ohms/500VDC
- Working temperature : -40~+70°C (refer to output derating curve of homepage)
- Safety standards : UL879
- EMC standards : FCC Part 15 class B

KEY PRODUCT FEATURES

180W

UL879

Protections

Over load	Over voltage	Short circuit	Over temp.
✓	✓	✓	✓

TECHNICAL DATA

W	VAC	VDC
120W/180W /60W(TH)	AC90 ~305V	12V
IP	**TA**	**PFC**
IP 68	-40~+70°C	≤0.6 ≥0.9 (180W)

Model	Packing
UP120S12MH	15
UPF180S12MH	15
UP60S12TH	18

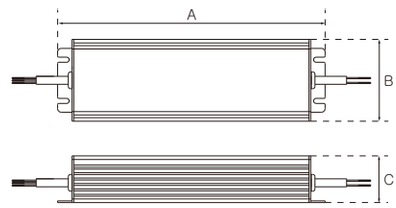

WARRANTY

5 Yeares

APPROVALS

RoHS IP68 SELV LISTED

UP(F)-MH

Model No.	Input Voltage	Output Voltage	Output Current	Efficiency	Max. Power	OTP	Approvals	Dimensions [AxBxC]/Weight
UP120S12MH	AC90~305V	12V	5A*2 Class 2 Power (Dual outputs)	85%	120W	Built-in	UL/FCC	211x68x38.8/0.9kg
UPF180S12MH	AC90~305V	12V	5A*3 Class 2 Power (Triple outputs)	89%	180W	Built-in	UL/FCC	263x72x40.8/1.4kg

UP-TH

Model No.	Input Voltage	Output Voltage	Output Current	Efficiency	Max. Power	OTP	Approvals	Dimensions [AxBxC]/Weight
UP60S12TH	AC90~305V	12V	5A Class 2 Power	84%	60W	Built-in	UL/FCC	197x56.7x42.3/0.75kg



UP-PW2

- Constant voltage design
- Protections : Over load/Over voltage/Short circuit /Over temperature(option)
- Cooling by free air convention
- IP68 design for outdoor installations
- 100% full load burn-in test
- 3 in 1 dimming function(0~10V,PWM,RES)
- Suitable for LED lighting and moving sign applications
- Metal case
- 3years warranty

- AC input voltage range : 180~264VAC(refer to static characteristics curve of homepage)
- DC adjustment range : Fixed, can be modified within±5% rated output voltage(but, do not use over the rated power)
- Over load protection : over 110% of rating, auto-recovery
- Over voltage protection : 115-140% rated output voltage
- Withstanding voltage : I-O : 3KVAC,I-FG:1.5KVAC,O-FG:0.5KVAC,1minute
- Isolation resistance : I-O,I-FG,O-FG : 100 M ohms/500VDC
- Working temperature : -40~+70°C (refer to output derating curve of homepage)
- Safety standards : EN61347-1,EN61347-2-13/K61347-1,K61347-2-13
- EMC standards : EN61000-3-2,3,EN61204-3/EN55022/K00015,K61547

Protections

Over load	Over voltage	Short circuit	Over temp.
✓	✓	✓	✓ (option)

Model	Packing
UP100SxxPW2	18
UP150SxxPW2	18
UP200SxxPW2	18

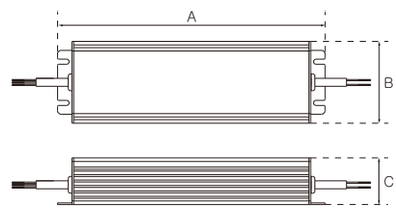

KEY PRODUCT FEATURES

IEC 61347

TECHNICAL DATA

W	VAC	VDC
100W~200W	AC180 ~264V	12V/24V
IP	**TA**	**PFC**
IP 68	-40~+70°C	≤0.6

WARRANTY

3 Yeares

APPROVALS

	Model No.	Input Voltage	Output Voltage	Output Current	Efficiency	Max. Power	Approvals	Dimensions [AxBxC]/Weight
NEW	UP100S12PW2	AC180~264V	12V	8.3A	90%	100W	KC/CE/CB	159x48.1x36.8/0.44kg
	UP100S24PW2	AC180~264V	24V	4.2A	91%	100W	KC/CE/CB	159x48.1x36.8/0.44kg
	UP150S12PW2	AC180~264V	12V	12.5A	91%	150W	KC/CE/CB	183.2x48.1x36.8/0.52kg
	UP150S24PW2	AC180~264V	24V	6.25A	92%	150W	KC/CE/CB	183.2x48.1x36.8/0.52kg
	UP200S12PW2	AC180~264V	12V	15A(13.3A@50°C)	91%	200W	KC/CE/CB	204x48.1x36.8/0.59kg
	UP200S24PW2	AC180~264V	24V	7.5A(6.7A@50°C)	92%	200W	KC/CE/CB	204x48.1x36.8/0.59kg



UPF-MC•MK

- Constant voltage design
- Micro metal case design
- Built-in PFC function
- Protections : Over load/Over voltage/Short circuit /Over temperature
- Cooling by free air convention
- IP66 design for outdoor installations
- 100% full load burn-in test
- Suitable for LED lighting and moving sign applications
- Class 2 Power unit
- Metal case
- 5years warranty

- AC input voltage range : 120~277VAC(MC)/180~264(MK)
- DC adjustment range : Fixed, can be modified within±5% rated output voltage(but, do not use over the rated power)
- Over load protection : over 105% of rating, auto-recovery
- Over voltage protection : 115-140% rated output voltage
- Withstanding voltage : I-O : 1.6KVAC, 1minute
- Isolation resistance : I-O : 100 M ohms/500VDC
- Working temperature : -30~+50°C (refer to output derating curve of homepage)
- (MC)Safety standards : UL879
- (MC)EMC standards : FCC Part 15 class B
- (MK)Safety standards : EN61347-1,EN61347-2-13/K61347-1, K61347-2-13
- (MK)EMC standards : EN55015,EN61000-3-2,3,EN61547/ K00015,K61547

KEY PRODUCT FEATURES

IEC 61347 UL879

Protections

Over load	Over voltage	Short circuit	Over temp.
✓	✓	✓	✓

TECHNICAL DATA

W	VAC	VDC
60W	AC120~277V(MC) AC180~264V(MK)	12V/24V

IP	TA	PFC
IP 66	-30~+50°C	≥0.9

Model	Packing
UPF60SxxMC	100
UPF60SxxMK	100

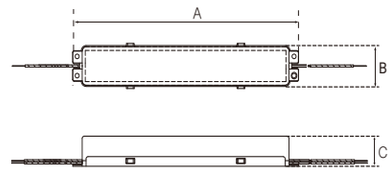

WARRANTY

5 Yeares

APPROVALS

RoHS IP66 SELV (MC) (MC) (MC) (MC) (MK) (MK)

UPF-MC

Model No.	Input Voltage	Output Voltage	Output Current	Efficiency	Max. Power	OTP	Approvals	Dimensions [AxBxC]/Weight
UPF60S12MC	AC120~277V	12V	5A Class 2 Power	90%	60W	Built-in	UL/FCC/PSE/CE/CB	174.8x27.5x20.2/0.17kg
UPF60S24MC	AC120~277V	24V	2.5A Class 2 Power	90%	60W	Built-in	UL/FCC/PSE/CE/CB	174.8x27.5x20.2/0.17kg

UPF-MK

Model No.	Input Voltage	Output Voltage	Output Current	Efficiency	Max. Power	OTP	Approvals	Dimensions [AxBxC]/Weight
UPF60S12MK	AC180~264V	12V	4.5A	90%	54W	Built-in	KS/KC	174.8x27.5x20.2/0.17kg
UPF60S24MK	AC180~264V	24V	2.25A	90%	54W	Built-in	KS/KC	174.8x27.5x20.2/0.17kg



UPF-WQ

- Constant voltage design
- Wide input voltage range
- Built-in PFC function
- Low THD(THD<10%@220VAC & full load)
- Protections : Over load/Over voltage/Short circuit /Over temperature
- Cooling by free air convention
- IP68 design for outdoor installations
- 100% full load burn-in test
- Suitable for LED lighting and moving sign applications
- Metal case
- 3years warranty

- AC input voltage range : 90~305VAC
- Power Factor : 0.95 min.(Condition:60%~100% rated Power)
- DC adjustment range : Fixed, can be modified within ±10% rated output voltage(but, do not use over the rated power)
- Over load protection : over 100% of rating, auto-recovery
- Over voltage protection : 115-140% rated output voltage
- Withstanding voltage : I-O : 3.75KVAC,I-FG:2KVAC,O-FG:1.5KVAC,1minute
- Isolation resistance : I-O,I-FG,O-FG : 100 M ohms/500VDC
- Working temperature : -40~+70°C/-40~+50°C(200W,300W) (refer to output derating curve of homepage)
- Safety standards : EN61347-1,EN61347-2-13/K61347-1,K61347-2-13
- EMC standards : EN55015,EN61000-3-2,3,EN61547/K00015,K61547

KEY PRODUCT FEATURES

IEC 61347

Protections

Over load	Over voltage	Short circuit	Over temp.
✓	✓	✓	✓

TECHNICAL DATA

W	VAC	VDC
100W~300W	AC90 ~305V	12V/24V

IP	TA	PFC
IP 68	-40~+70°C	≥0.95

Model	Packing
UPF100xxWQ	28
UPF150xxWQ	15
UPF200xxWQ	15
UPF300xxWQ	15

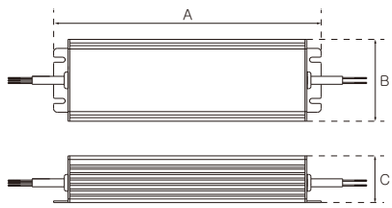

WARRANTY

3 Yeares

APPROVALS

Model No.	Input Voltage	Output Voltage	Output Current	Efficiency	Max. Power	OTP	Approvals	Dimensions [AxBxC]/Weight
UPF100S12WQ	AC90~305V	12V	8.33A	86%	100W	Built-in	KS/KC/CE/CB/PSE	198.6x61.5x36.8/0.76kg
UPF100S24WQ	AC90~305V	24V	4.15A	87%	100W	Built-in	KS/KC/CE/CB/PSE	198.6x61.5x36.8/0.76kg
UPF150S12WQ	AC90~305V	12V	12.5A	89%	150W	Built-in	KS/KC/CE/CB/PSE	223x68x38.8/1.04kg
UPF150S24WQ	AC90~305V	24V	6.25A	90%	150W	Built-in	KS/KC/CE/CB/PSE	223x68x38.8/1.04kg
UPF200S12WQ	AC90~305V	12V	16.6A(12.49A@50°C)	89%	200W	Built-in	KS/KC/PSE	231x68x38.8/1.05kg
UPF200S24WQ	AC90~305V	24V	8.4A(6.3A@50°C)	90%	200W	Built-in	KS/KC/PSE	231x68x38.8/1.05kg
UPF300S12WQ	AC90~305V	12V	22A(18.75A@50°C)at 115Vac 25A(18.75A@50°C)at 230Vac	90%	300W	Built-in	KS/KC/PSE	263x72x40.8/1.4kg
UPF300S24WQ	AC90~305V	24V	11A(9.4A@50°C)at 115Vac 12.5A(10.5A@50°C)at 230Vac	92%	300W	Built-in	KS/KC/PSE	263x72x40.8/1.4kg

UPF-WQ2

- Constant voltage design
- Built-in PFC function
- Protections : Over current/Over voltage/Short circuit
- Cooling by free air convention
- IP68 design for outdoor installations
- 100% full load burn-in test
- Suitable for LED lighting and street lighting applications
- Metal case
- 3years warranty

- AC input voltage range : 160~305VAC
- Power Factor : 0.95 min.(Condition:60%~100% rated Power)
- DC adjustment range : Fixed, can be modified within ±10% rated output voltage(but, do not use over the rated power)
- Over load protection : over 100% of rating, auto-recovery
- Over voltage protection : 115-140% rated output voltage
- Withstanding voltage :
  I-O : 3.75KVAC,I-FG:2KVAC,O-FG:1.5KVAC,1minute
- Isolation resistance : I-O,I-FG,O-FG : 100 M ohms/500VDC
- Working temperature : -40~+70°C
  (refer to output derating curve of homepage)
- Safety standards : K61347-1,K61347-2-13
- EMC standards : K00015,K61547

KEY PRODUCT FEATURES

Protections

Over current	Over voltage	Short circuit	Over temp.
✓	✓	✓	

TECHNICAL DATA

W	VAC	VDC
80W~300W	AC160 ~305V	12V
IP	**TA**	**PFC**
IP 68	-40~+70°C	≥0.95

Model	Packing
UPF80S12WQ2	30
UPF100S12WQ2	30
UPF150S12WQ2	28
UPF200S12WQ2	18
UPF300S12WQ2	15

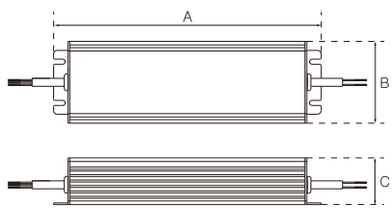

WARRANTY

APPROVALS

Model No.	Input Voltage	Output Voltage	Output Current	Efficiency	Max. Power	Approvals	Dimensions [AxBxC]/Weight
UPF80S12WQ2	AC160~305V	12V	6.66A	85%	80W	KS/KC	184x61.5x37.1/0.64kg
UPF100S12WQ2	AC160~305V	12V	7.1A	85%	86W	KS/KC	184x61.5x37.1/0.64kg
UPF150S12WQ2	AC160~305V	12V	11A	86%	132W	KS/KC	202x61.5x37.1/0.71kg
UPF200S12WQ2	AC160~305V	12V	15A	88%	180W	KS/KC	222x61.5x37.1/0.77kg
UPF300S12WQ2	AC160~305V	12V	22A(18.75A@50°C)	89%	264W	KS/KC	263x68x38.8/1.15kg



UPF-CQH

- Constant voltage or current design (30W,200W : C.C. mode only & 12V : C.V. mode only)
- Wide input voltage range
- Built-in PFC function
- Protections : Over current/Over voltage/Short circuit /Over temperature
- Cooling by free air convention
- IP68 design for outdoor installations
- Output voltage and current level can be adjusted through internal potentiometer(except for 12V)
- 100% full load burn-in test
- Suitable for LED lighting and street lighting applications
- Metal case(30CQHP : Plastic case)
- 5years warranty

- AC input voltage range : 90~305VAC (30W : 180~264VAC / 200W : 180~305VAC)
- Power Factor : 0.95 min.(Condition:60%~100% rated Power)
- Output voltage and current level can be adjusted through internal
- potentiometer
  - -Voltage adj. range : ±10% rated output voltage (but,do not use over the rated power)
  - -Current adj. range : 60~100% rated output current(except for 12V)
- Over current protection : 95~108%(refer to "DRIVING METHODS of LED MODULE")
- Over voltage protection : 115-140% rated output voltage
- Withstanding voltage : I-O : 3.75KVAC,I-FG:2KVAC,O-FG:1.5KVAC,1minute
- Isolation resistance : I-O,I-FG,O-FG : 100 M ohms/500VDC
- Working temperature : -40~+70°C (refer to output derating curve of homepage)
- Safety standards : EN61347-1,EN61347-2-13/K61347-1,K61347-2-13 /J61347-1,J61347-2-13
- EMC standards : EN55015,EN61000-3-2,3,EN61547/K00015,K61547/J55015

KEY PRODUCT FEATURES

100W~250W

IEC 61347

Protections

Over current	Over voltage	Short circuit	Over temp.
✓	✓	✓	✓

TECHNICAL DATA

W	VAC	VDC
30W~250W	AC90~305V (30W : 180~264VAC 200W : 180~305VAC)	12V/24V 36V/48V

IP	TA	PFC
IP 68	-40~+70°C	≥0.95

WARRANTY

5 Yeares

APPROVALS

Model	Packing
UPF30S36CQHP	72
UPF30SxxCQH	30
UPF40xxCQH	30
UPF60xxCQH	30
UPF80xxCQH	28
UPF100xxCQH	15
UPF150xxCQH	15
UPF200xxCQH(CQHF)	15
UPF250xxCQH	15

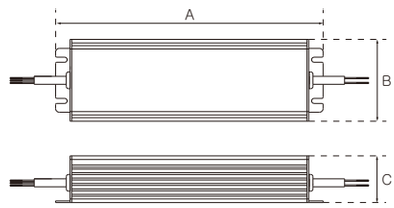

Model No.	Input Voltage	Output Voltage	C.C. region	Output Current	Efficiency	Max. Power	OTP	Approvals	Dimensions [AxBxC]/Weight
UPF30S36CQHP	AC180~264V	36V	28V~36V	0.7A	85%	30W	-	KS/KC	146.5x42x35/0.3kg
UPF30S36CQH	AC180~264V	36V	26V~36V	0.8A	85%	30W	-	KS/KC/CE/CB	174x61.5x36.8/0.66kg
UPF30S48CQH	AC180~264V	48V	36V~48V	0.65A	86%	30W	-	KS/KC	174x61.5x36.8/0.66kg
UPF40S12CQH	AC90~305V	12V	C.V. mode	3.33A	84%	40W	Built-in	KS/KC/CE/CB/PSE	174x61.5x36.8/0.66kg
UPF40S24CQH	AC90~305V	24V	14.4V~24V	1.67A	85%	40W	Built-in	KS/KC/CE/CB/PSE	174x61.5x36.8/0.66kg
UPF40S36CQH	AC90~305V	36V	21.6V~36V	1.12A	85%	40W	Built-in	KS/KC/CE/CB/PSE	174x61.5x36.8/0.66kg
UPF40S48CQH	AC90~305V	48V	28.8V~48V	0.84A	87%	40W	Built-in	KS/KC/CE/CB/PSE	174x61.5x36.8/0.66kg
UPF60S12CQH	AC90~305V	12V	C.V. mode	5A	84%	60W	Built-in	KS/KC/CE/CB/PSE	174x61.5x36.8/0.66kg
UPF60S24CQH	AC90~305V	24V	14.4V~24V	2.5A	86%	60W	Built-in	KS/KC/CE/CB/PSE	174x61.5x36.8/0.66kg
UPF60S36CQH	AC90~305V	36V	21.6V~36V	1.7A	86%	60W	Built-in	KS/KC/CE/CB/PSE	174x61.5x36.8/0.66kg
UPF60S48CQH	AC90~305V	48V	28.8V~48V	1.25A	88%	60W	Built-in	KS/KC/CE/CB/PSE	174x61.5x36.8/0.66kg
UPF80S12CQH	AC90~305V	12V	C.V. mode	6.66A	85%	80W	Built-in	KS/KC/CE/CB/PSE	198.6x61.5x36.8/0.76kg
UPF80S24CQH	AC90~305V	24V	14.4V~24V	3.4A	87%	80W	Built-in	KS/KC/CE/CB/PSE	198.6x61.5x36.8/0.76kg
UPF80S36CQH	AC90~305V	36V	21.6V~36V	2.3A	88%	80W	Built-in	KS/KC/CE/CB/PSE	198.6x61.5x36.8/0.76kg
UPF80S48CQH	AC90~305V	48V	28.8V~48V	1.7A	89%	80W	Built-in	KS/KC/CE/CB/PSE	198.6x61.5x36.8/0.76kg
UPF100S12CQH	AC90~305V	12V	C.V. mode	8.33A	88%	100W	Built-in	KS/KC/CE/CB/PSE	223x68x38.8/1.04kg
UPF100S24CQH	AC90~305V	24V	12V~24V	4.2A	90%	100W	Built-in	KS/KC/CE/CB/PSE	223x68x38.8/1.04kg
UPF100S36CQH	AC90~305V	36V	22V~36V	2.8A	90%	100W	Built-in	KS/KC/CE/CB/PSE	223x68x38.8/1.04kg
UPF100S48CQH	AC90~305V	48V	24V~48V	2.1A	91%	100W	Built-in	KS/KC/CE/CB/PSE	223x68x38.8/1.04kg
UPF150S12CQH	AC90~305V	12V	C.V. mode	12.5A	89%	150W	Built-in	KS/KC/CE/CB/PSE	231x68x38.8/1.05kg
UPF150S24CQH	AC90~305V	24V	12V~24V	6.3A	90%	150W	Built-in	KS/KC/CE/CB/PSE	231x68x38.8/1.05kg
UPF150S36CQH	AC90~305V	36V	18V~36V	4.2A	91%	150W	Built-in	KS/KC/CE/CB/PSE	231x68x38.8/1.05kg
UPF150S48CQH	AC90~305V	48V	24V~48V	3.2A	91%	150W	Built-in	KS/KC/CE/CB/PSE	231x68x38.8/1.05kg
UPF150S60CQH	AC90~305V	60V	45V~65V	2.5A	91%	150W	Built-in	KS/CE/CB/PSE	231x68x38.8/1.05kg
UPF200S36CQH	AC180~305V	36V	18V~36V	5.6A	92%	200W	Built-in	KS/KC	241x68x38.8/1.07kg
UPF200S48CQH	AC180~305V	48V	24V~48V	4.2A	92%	200W	Built-in	KS/KC	241x68x38.8/1.07kg
UPF200S36CQHF	AC90~305V	36V	24V~36V	5.2A	92%	200W	Built-in	KS/KC/PSE	263x68x38.8/1.15kg
UPF200S48CQHF	AC90~305V	48V	36V~48V	3.9A	92%	200W	Built-in	KS/KC/PSE	263x68x38.8/1.15kg
UPF250S12CQH	AC90~305V	12V	C.V. mode	18.75A	90%	225W	Built-in	KS/KC/CE/CB/PSE	263x72x40.8/1.4kg
UPF250S24CQH	AC90~305V	24V	12V~24V	10.5A	91%	250W	Built-in	KS/KC/CE/CB/PSE	263x72x40.8/1.4kg
UPF250S36CQH	AC90~305V	36V	18V~36V	7A	92%	250W	Built-in	KS/KC/CE/CB/PSE	263x72x40.8/1.4kg
UPF250S48CQH	AC90~305V	48V	24V~48V	5.2A	92%	250W	Built-in	KS/KC/CE/CB/PSE	263x72x40.8/1.4kg

Note.
Cable for I/O connection
Output voltage and current level can be adjusted through internal potentiometer

UPF-CQHD

- Constant current design
- Wide input voltage range
- Built-in PFC function
- Protections : Over current/Over voltage/Short circuit /Over temperature
- Cooling by free air convention
- IP68 design for outdoor installations
- Output voltage and current level can be adjusted through internal potentiometer
- 3 in 1 dimming function
- 100% full load burn-in test
- Suitable for LED lighting and street lighting applications
- Metal case(30CQHP : Plastic case)
- 5years warranty

- AC input voltage range : 90~305VAC (30W : 180~264VAC / 200W : 180~305VAC)
- Power Factor : 0.95 min.(Condition:60%~100% rated Power)
- Output voltage and current level can be adjusted through internal
- potentiometer
  - -Voltage adj. range : ±10% rated output voltage (but,do not use over the rated power)
  - -Current adj. range : 60~100% rated output current
- Over current protection : 95~108%(refer to "DRIVING METHODS of LED MODULE")
- Over voltage protection : 115-140% rated output voltage
- Withstanding voltage : I-O : 3.75KVAC,I-FG:2KVAC,O-FG:1.5KVAC,1minute
- Isolation resistance : I-O,I-FG,O-FG : 100 M ohms/500VDC
- Working temperature : -40~+70°C (refer to output derating curve of homepage)
- Safety standards : EN61347-1,EN61347-2-13/K61347-1,K61347-2-13 /J61347-1,J61347-2-13
- EMC standards : EN55015,EN61000-3-2,3,EN61547/K00015,K61547/J55015

KEY PRODUCT FEATURES

DIM · PFC · HIGH EFFICIENCY (100W~250W) · HIGH DURABILITY · IEC 61347

Protections

Over current	Over voltage	Short circuit	Over temp.
✓	✓	✓	✓

TECHNICAL DATA

W	VAC	VDC
30W~250W	AC90~305V (30W : 180~264VAC 200W : 180~305VAC)	24V/36V 48V/60V(150W)

IP	TA	PFC
IP 68	-40~+70°C	≥0.95

WARRANTY

5 Yeares

APPROVALS

RoHS · IP68 · F · SELV · PSE · KC · CB · CE · KC

Model	Packing
UPF30S36CQHPD	72
UPF30SxxCQHD	30
UPF40xxCQHD	30
UPF60xxCQHD	30
UPF80xxCQHD	28
UPF100xxCQHD	15
UPF150xxCQHD	15
UPF200xxCQHD(CQHFD)	15
UPF250xxCQHD	15

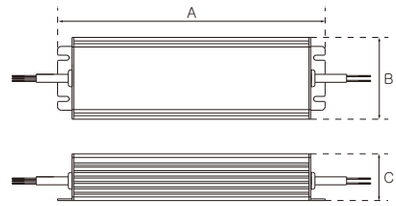

Model No.	Input Voltage	Output Voltage	C.C. region	Output Current	Efficiency	Max. Power	OTP	Approvals	Dimensions [AxBxC]/Weight
UPF30S36CQHPD	AC180~264V	36V	28V~36V	0.7A	85%	30W	-	KS/KC	146.5x42x35/0.3kg
UPF30S36CQHD	AC180~264V	36V	26V~36V	0.8A	85%	30W	-	KS/KC/CE/CB	174x61.5x36.8/0.66kg
UPF30S48CQHD	AC180~264V	48V	36V~48V	0.65A	86%	30W	-	KS/KC	174x61.5x36.8/0.66kg
UPF40S24CQHD	AC90~305V	24V	14.4V~24V	1.67A	85%	40W	Built-in	KS/KC/CE/CB/PSE	174x61.5x36.8/0.66kg
UPF40S36CQHD	AC90~305V	36V	21.6V~36V	1.12A	85%	40W	Built-in	KS/KC/CE/CB/PSE	174x61.5x36.8/0.66kg
UPF40S48CQHD	AC90~305V	48V	28.8V~48V	0.84A	87%	40W	Built-in	KS/KC/CE/CB/PSE	174x61.5x36.8/0.66kg
UPF60S24CQHD	AC90~305V	24V	14.4V~24V	2.5A	86%	60W	Built-in	KS/KC/CE/CB/PSE	174x61.5x36.8/0.66kg
UPF60S36CQHD	AC90~305V	36V	21.6V~36V	1.7A	86%	60W	Built-in	KS/KC/CE/CB/PSE	174x61.5x36.8/0.66kg
UPF60S48CQHD	AC90~305V	48V	28.8V~48V	1.25A	88%	60W	Built-in	KS/KC/CE/CB/PSE	174x61.5x36.8/0.66kg
UPF80S24CQHD	AC90~305V	24V	14.4V~24V	3.4A	87%	80W	Built-in	KS/KC/CE/CB/PSE	198.6x61.5x36.8/0.76kg
UPF80S36CQHD	AC90~305V	36V	21.6V~36V	2.3A	88%	80W	Built-in	KS/KC/CE/CB/PSE	198.6x61.5x36.8/0.76kg
UPF80S48CQHD	AC90~305V	48V	28.8V~48V	1.7A	89%	80W	Built-in	KS/KC/CE/CB/PSE	198.6x61.5x36.8/0.76kg
UPF100S24CQHD	AC90~305V	24V	12V~24V	4.2A	90%	100W	Built-in	KS/KC/CE/CB/PSE	223x68x38.8/1.04kg
UPF100S36CQHD	AC90~305V	36V	22V~36V	2.8A	90%	100W	Built-in	KS/KC/CE/CB/PSE	223x68x38.8/1.04kg
UPF100S48CQHD	AC90~305V	48V	24V~48V	2.1A	91%	100W	Built-in	KS/KC/CE/CB/PSE	223x68x38.8/1.04kg
UPF150S24CQHD	AC90~305V	24V	12V~24V	6.3A	90%	150W	Built-in	KS/KC/CE/CB/PSE	231x68x38.8/1.05kg
UPF150S36CQHD	AC90~305V	36V	18V~36V	4.2A	91%	150W	Built-in	KS/KC/CE/CB/PSE	231x68x38.8/1.05kg
UPF150S48CQHD	AC90~305V	48V	24V~48V	3.2A	91%	150W	Built-in	KS/KC/CE/CB/PSE	231x68x38.8/1.05kg
UPF150S60CQHD	AC90~305V	60V	45V~65V	2.5A	91%	150W	Built-in	KS/CE/CB/PSE	231x68x38.8/1.05kg
UPF200S36CQHD	AC180~305V	36V	18V~36V	5.6A	92%	200W	Built-in	KS/KC	241x68x38.8/1.07kg
UPF200S48CQHD	AC180~305V	48V	24V~48V	4.2A	92%	200W	Built-in	KS/KC	241x68x38.8/1.07kg
UPF200S36CQHFD	AC90~305V	36V	24V~36V	5.2A	92%	200W	Built-in	KS/KC/PSE	263x68x38.8/1.15kg
UPF200S48CQHFD	AC90~305V	48V	36V~48V	3.9A	92%	200W	Built-in	KS/KC/PSE	263x68x38.8/1.15kg
UPF250S24CQHD	AC90~305V	24V	12V~24V	10.5A	91%	250W	Built-in	KS/KC/CE/CB/PSE	263x72x40.8/1.4kg
UPF250S36CQHD	AC90~305V	36V	18V~36V	7A	92%	250W	Built-in	KS/KC/CE/CB/PSE	263x72x40.8/1.4kg
UPF250S48CQHD	AC90~305V	48V	24V~48V	5.2A	92%	250W	Built-in	KS/KC/CE/CB/PSE	263x72x40.8/1.4kg

Note.
Constant current level adjusted through output cable with 1-10Vdc or 10V PWM signal or resistance

UPF-CQHD-EX

- Constant current design
- Built-in PFC function
- Protections : Over current/Over voltage/Short circuit /Over temperature(60W~250W)
- Cooling by free air convention
- IP68 design for outdoor installations
- Output voltage and current level can be adjusted through internal potentiometer
- 3 in 1 dimming function
- 100% full load burn-in test
- Suitable for LED lighting and street & tunnel lighting applications
- Metal case(30CQHPD-EX : Plastic case)
- 5years warranty

- AC input voltage range : 90~305VAC (30W : 180~264VAC / 200W : 180~305VAC)
- Power Factor : 0.95 min.(Condition:60%~100% rated Power)
- Output voltage and current level can be adjusted through internal potentiometer
  - -Voltage adj. range : ±10% rated output voltage (but,do not use over the rated power)
  - -Current adj. range : Fixed
- Over current protection : 95~108%(refer to "DRIVING METHODS of LED MODULE")
- Over voltage protection : 115-140% rated output voltage
- Withstanding voltage : I-O : 3.75KVAC,I-FG:2KVAC,O-FG:1.5KVAC,1minute
- Isolation resistance : I-O,I-FG,O-FG : 100 M ohms/500VDC
- Working temperature : -40~+70°C (refer to output derating curve of homepage)
- Safety standards : K61347-1,K61347-2-13 / J61347-1,J61347-2-13
- EMC standards : K00015,K61547/J55015

KEY PRODUCT FEATURES

DIM · PFC · HIGH EFFICIENCY · HIGH DURABILITY · IEC 61347

Protections

Over current	Over voltage	Short circuit	Over temp.
✓	✓	✓	✓ 60W~250W

TECHNICAL DATA

W	VAC	VDC
30W~250W	AC90~305V (30W,50W,75W : 180~264VAC / 200W:180~305VAC)	36V
IP	**TA**	**PFC**
IP 68	-40~+70°C	≥0.95

Model+Bracket	Packing
UPF30S36CQHPD-EX	18
UPF30S36CQHD-EX	15
UPF5036CL2D-EX	15
UPF6036CQHD-EX	15
UPF75S36CL2D-EX	15
UPF80S36CQHD-EX	15
UPF100S36CQHD-EX	15
UPF150S36CQHD-EX	15
UPF200S36CQHD-EX	15
UPF250S36CQHD-EX	15

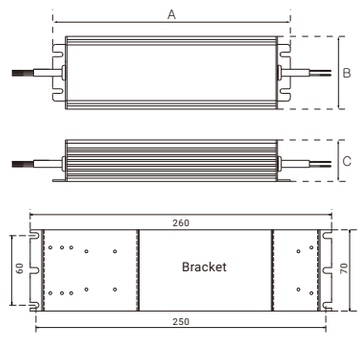

WARRANTY

5 Yeares

APPROVALS

RoHS · IP68 · F · SELV · PSE · KC · CB · CE · KC

Model No.	Input Voltage	Output Voltage	Output Current	Efficiency	Max. Power	OTP	Approvals	Dimensions [AxBxC]/Weight
UPF30S36CQHPD-EX	AC180~264V	36V	0.7A	85%	25W	-	KS/KC	146.5x42x35/0.3kg
UPF30S36CQHD-EX	AC180~264V	36V	07A	85%	25W	-	KS/KC/CE/CB	174x61.5x36.8/0.66kg
UPF50S36CL2D-EX	AC180~264V	36V	1.4A	88%	50W	Built-in	KS/KC	184x61.5x37.1/0.68kg
UPF60S36CQHD-EX	AC90~305V	36V	1.4A	86%	50W	Built-in	KS/KC/CE/CB/PSE	174x61.5x36.8/0.68kg
UPF75S36CL2D-EX	AC180~264V	36V	2.1A	88%	75W	Built-in	KS/KC	184x61.5x37.1/0.64kg
UPF80S36CQHD-EX	AC90~305V	36V	2.1A	88%	75W	Built-in	KS/KC/CE/CB/PSE	198x61.5x36.8/0.76kg
UPF100S36CQHD-EX	AC90~305V	36V	2.8A	90%	100W	Built-in	KS/KC/CE/CB/PSE	223x68x38.8/1.04kg
UPF150S36CQHD-EX	AC90~305V	36V	4.2A	91%	150W	Built-in	KS/KC/CE/CB/PSE	231x68x38.8/1.05kg
UPF200S36CQHD-EX	AC180~305V	36V	5.6A	92%	200W	Built-in	KS/KC	241x68x38.8/1.07kg
UPF250S36CQHD-EX	AC90~305V	36V	7A	92%	250W	Built-in	KS/KC/CE/CB/PSE	268.8x76.3x45.2/1.5kg

Note.
Constant current level adjusted through output cable with 1-10Vdc or 10V PWM signal or resistance



UPF-CP2(D)

- Constant current design
- Built-in PFC function
- Protections : Over current/Short circuit
- /Over temperature(120W~600W)
- Cooling by free air convention
- IP68 design for outdoor installations
- 3 in 1 dimming function(option : D type)
- 100% full load burn-in test
- Suitable for LED lighting and street & tunnel lighting
- applications
- Metal case
- 5years warranty

- AC input voltage range : 180~264VAC (refer to static characteristics curve of homepage)
- Power Factor : 0.95 min.(Condition:75%~100% rated Power)
- Output current level can be adjusted through internal potentiometer : 65~100% rated output current
- Over current protection : 95~108%(refer to "DRIVING METHODS of LED MODULE")
- Withstanding voltage : I-O : 3.75KVAC,I-FG:2KVAC,O-FG:1.5KVAC,1minute
- Isolation resistance : I-O,I-FG,O-FG : 100 M ohms/500VDC
- Working temperature : -30~+50°C (refer to output derating curve of homepage)
- Safety standards : K61347-1,K61347-2-13
- EMC standards : K00015,K61547

KEY PRODUCT FEATURES

300W~600W

Protections

Over current	Over voltage	Short circuit	Over temp.
✓		✓	✓ 120W~500W OTP : 25% dim down method

TECHNICAL DATA

W	VAC	VDC
50W~600W	AC180~264V	36V/48V 150V/250V

IP	TA	PFC
IP 68	-30~+50°C	≥0.95

WARRANTY

5 Yeares

APPROVALS

Model	Packing
UPF50SxxCP2	28
UPF80SxxCP2	28
UPF100xxCP2	28
UPF120xxCP2	18
UPF150xxCP2	18
UPF200xxCP2	18
UPF300xxCP2(D)	15
UPF400xxCP2(D)	15
UPF500xxCP2(D)	9
UPF600xxCP2(D)	9

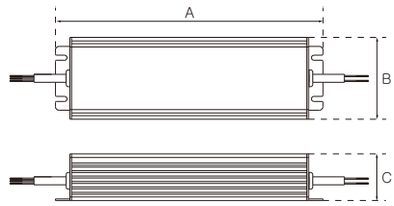

Model No.	Input Voltage	Output Voltage	C.C. region	Output Current	Efficiency	Max. Power	OTP	Approvals	Dimensions [AxBxC]/Weight
UPF50S36CP2	AC180~264V	36V	20V~36V	1.25A	87%	45W	-	KS/KC	140x52.6x30/0.35kg
UPF50S48CP2	AC180~264V	48V	26V~48V	0.94A	88%	45W	-	KS/KC	140x52.6x30/0.35kg
UPF80S36CP2	AC180~264V	36V	20V~36V	2.0A	89%	72W	-	KS/KC	184x61.5x37.1/0.66kg
UPF80S48CP2	AC180~264V	48V	26V~48V	1.5A	89%	72W	-	KS/KC	184x61.5x37.1/0.66kg
UPF100S36CP2	AC180~264V	36V	20V~36V	2.5A	90%	90W	-	KS/KC	184x61.5x37.1/0.66kg
UPF100S48CP2	AC180~264V	48V	26V~48V	1.9A	90%	90W	-	KS/KC	184x61.5x37.1/0.66kg
UPF120S30CP2	AC180~264V	30V	22V~30V	3.56A	89%	106W	Built-in	KS/KC	226x61.5x37.1/0.8kg
UPF120S36CP2	AC180~264V	36V	26V~36V	3.0A	89%	106W	Built-in	KS/KC	226x61.5x37.1/0.8kg
UPF120S48CP2	AC180~264V	48V	36V~48V	2.20A	89%	106W	Built-in	KS/KC	226x61.5x37.1/0.8kg
UPF150S30CP2	AC180~264V	30V	22V~30V	4.45A	88%	133.5W	Built-in	KS/KC	226x61.5x37.1/0.8kg
UPF150S36CP2	AC180~264V	36V	26V~36V	3.7A	88%	133.5W	Built-in	KS/KC	226x61.5x37.1/0.8kg
UPF150S48CP2	AC180~264V	48V	36V~48V	2.78A	89%	133.5W	Built-in	KS/KC	226x61.5x37.1/0.8kg
UPF200S36CP2	AC180~264V	36V	26V~36V	5.0A	92%	180W	Built-in	KS/KC	253x61.5x37.1/0.9kg
UPF200S48CP2	AC180~264V	48V	36V~48V	3.8A	92%	180W	Built-in	KS/KC	253x61.5x37.1/0.9kg
UPF300S36CP2/(D)	AC180~264V	36V	26V~36V	7.7A	92%	277W	Built-in	KS/KC	263x72x40.8/1.4kg
UPF300S48CP2/(D)	AC180~264V	48V	37V~48V	5.7A	92%	275W	Built-in	KS/KC	263x72x40.8/1.4kg
UPF300S150CP2/(D)	AC180~264V	150V	110V~150V	1.8A	93%	270W	Built-in	KS/KC	263x72x40.8/1.4kg
UPF300S190CP2/(D)(V2)	AC180~264V	190V	140V~200V	1.4A	93.5%	280W	Built-in	KS/KC	218x95x43.6/1.5kg
UPF400S36CP2/(D)	AC180~264V	36V	32V~36V	10.3A	93%	372W	Built-in	KC	307.2x74x46.5/1.7kg
UPF400S48CP2/(D)	AC180~264V	48V	42V~48V	7.8A	94%	376W	Built-in	KC	307.2x74x46.5/1.7kg
UPF400S150CP2/(D)	AC180~264V	150V	135V~165V	2.5A	93.5%	374W	Built-in	KC	250x125.5x46.2/2.35kg
UPF400S190CP2/(D)	AC180~264V	190V	135V~165V	2.02A	94%	376W	Built-in	KC	250x125.5x46.2/2.35kg
UPF400S220CP2/(D)	AC180~264V	220V	198V~242V	1.7A	93.5%	374W	Built-in	KC	250x125.5x46.2/2.35kg
UPF500S36CP2/(D)	AC180~264V	36V	32V~36V	13A	93.5%	468W	Built-in	KC	299x125.5x46.2/2.9kg
UPF500S48CP2/(D)(V2)	AC180~264V	48V	43V~48V	9.8A	93.5%	470W	Built-in	KC	299x125.5x46.2/2.9kg
UPF500S150CP2/(D)	AC180~264V	150V	135V~165V	3.13A	93.5%	470W	Built-in	KC	299x125.5x46.2/2.9kg
UPF500S190CP2/(D)	AC180~264V	190V	160V~200V	2.47A	93.5%	470W	Built-in	KC	299x125.5x46.2/2.9kg
UPF500S250CP2/(D)	AC180~264V	250V	225V~275V	1.88A	93.5%	470W	Built-in	KC	299x125.5x46.2/2.9kg
UPF600S48CP2/(D)	AC180~264V	48V	43V~48V	11.75A	94%	564W	Built-in	KC	299x125.5x46.2/2.9kg
UPF600S150CP2/(D)	AC180~264V	150V	120V~170V	3.74A	94.5%	564W	Built-in	KC	299x125.5x46.2/2.9kg
UPF600S190CP2/(D)	AC180~264V	190V	170V~205V	2.97A	94%	564W	Built-in	KC	299x125.5x46.2/2.9kg
UPF600S250CP2/(D)	AC180~264V	250V	220V~275V	2.25A	94.5%	564W	Built-in	KC	299x125.5x46.2/2.9kg

Note.
300W/400W/500W : Constant current level adjusted through output cable with 1-10Vdc or 10V PWM signal or resistance
600W : Constant current level adjusted through output cable with 0-10Vdc or 10V PWM signal or resistance

UPF-CQ2

- Constant current design(12V : C.V. mode only)
- Wide input voltage range
- Built-in PFC function
- Protections : Over current/Over voltage/Short circuit/Over temperature(100W~240W)
- Cooling by free air convention
- IP68 design for outdoor installations
- 100% full load burn-in test
- Suitable for LED lighting and street & tunnel lighting
- applications
- Metal case
- 5years warranty

- AC input voltage range : 90~305VAC(120W,150W,240W : 160~305VAC)
- Power Factor : 0.95 min.(Condition:60%~100% rated Power)
- Output current level can be adjusted through internal potentiometer
  -Current adj. range : 60~100% rated output current(except for 12V)
- Over current protection : 95~108%
  (refer to "DRIVING METHODS of LED MODULE")
- Over voltage protection : 115-140% rated output voltage
- Withstanding voltage :
  I-O : 3.75KVAC,I-FG:2KVAC,O-FG:1.5KVAC,1minute
- Isolation resistance : I-O,I-FG,O-FG : 100 M ohms/500VDC
- Working temperature : -40~+70°C
  (refer to output derating curve of homepage)
- Safety standards : EN61347-1,EN61347-2-13/K61347-1,K61347-2-13
- EMC standards : EN55015,EN61000-3-2,3,EN61547/K00015,K61547

KEY PRODUCT FEATURES

IEC 61347

Protections

Over current	Over voltage	Short circuit	Over temp.
✓	✓	✓	✓ 100W~240W

TECHNICAL DATA

W	VAC	VDC
60W~240W	AC90~305V (120W,150W,240W : 160~305VAC)	12V/36V /48V
IP	**TA**	**PFC**
IP 68	-40~+70°C	≥0.95

WARRANTY

5 Yeares

APPROVALS

Model	Packing
UPF60SxxCQ2	30
UPF80SxxCQ2	30
UPF100xxCQ2	28
UPF120xxCQ2/(V2)	18
UPF150xxCQ2/(V2)	18
UPF200xxCQ2	15
UPF240xxCQ2	15

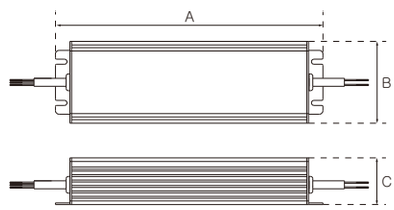

Model No.	Input Voltage	Output Current	Output Voltage	C.C. region	Efficiency	Max. Power	OTP	Approvals	Dimensions [AxBxC]/Weight
UPF60S12CQ2	AC90~160V AC160~305V	3.75A 5A	12V	C.V. mode	84%	60W	-	KS/KC/CE/CB	184x61.5x37.1/0.64kg
UPF60S36CQ2	AC90~160V AC160~305V	1.3A 1.7A	36V	21.6V~36V	87%	60W	-	KS/KC/CE/CB	184x61.5x37.1/0.64kg
UPF60S48CQ2	AC90~160V AC160~305V	0.9A 1.25A	48V	28.8V~48V	88%	60W	-	KS/KC/CE/CB	184x61.5x37.1/0.64kg
UPF80S12CQ2	AC90~160V AC160~305V	5A 6.66A	12V	C.V. mode	85%	80W	-	KS/KC/CE/CB	184x61.5x37.1/0.64kg
UPF80S36CQ2	AC90~160V AC160~305V	1.7A 2.3A	36V	21.6V~36V	88%	80W	-	KS/KC/CE/CB	184x61.5x37.1/0.64kg
UPF80S48CQ2	AC90~160V AC160~305V	1.3A 1.7A	48V	28.8V~48V	89%	80W	-	KS/KC/CE/CB	184x61.5x37.1/0.64kg
UPF100S12CQ2	AC90~160V AC160~305V	5.9A 8.4A	12V	C.V. mode	86%	100W	Built-in	KS/KC/CE/CB	202x61.5x37.1/0.71kg
UPF100S36CQ2	AC90~160V AC160~305V	2A 2.8A	36V	18V~36V	89%	100W	Built-in	KS/KC/CE/CB	202x61.5x37.1/0.71kg
UPF100S48CQ2	AC90~160V AC160~305V	1.5A 2.1A	48V	24V~48V	90%	100W	Built-in	KS/KC/CE/CB	202x61.5x37.1/0.71kg
UPF120S12CQ2	AC160~305V	10A	12V	C.V. mode	88%	120W	Built-in	KS	222x61.5x37.1/0.77kg
UPF120S36CQ2/(V2)	AC160~305V	3.3A	36V	18V~36V	88%/91%	120W	Built-in	KS/KC	222x61.5x37.1/0.77kg
UPF120S48CQ2/(V2)	AC160~305V	2.5A	48V	24V~48V	89%/91%	120W	Built-in	KS/KC	222x61.5x37.1/0.77kg
UPF150S12CQ2	AC160~305V	12.5A	12V	C.V. mode	88%	150W	Built-in	KS/KC/CE/CB	222x61.5x37.1/0.77kg
UPF150S36CQ2/(V2)	AC160~305V	4.2A	36V	18V~36V	88%/91%	150W	Built-in	KS/KC	222x61.5x37.1/0.77kg
UPF150S48CQ2/(V2)	AC160~305V	3.2A	48V	24V~48V	89%/91%	150W	Built-in	KS/KC	222x61.5x37.1/0.77kg
UPF200S12CQ2	AC90~160V AC160~305V	12A 16A	12V	C.V. mode	89%	192W	Built-in	KS/KC/CE/CB	241x68x38.8/1.07kg
UPF200S36CQ2	AC90~160V AC160~305V	4.2A 5.6A	36V	22V~36V	92%	200W	Built-in	KS/KC	241x68x38.8/1.07kg
UPF200S48CQ2	AC90~160V AC160~305V	3.15A 4.2A	48V	30V~48V	92%	200W	Built-in	KS/KC	241x68x38.8/1.07kg
UPF240S12CQ2	AC160~305V	18.75A	12V	C.V. mode	89%	225W	-	KS/KC	263x68x38.8/1.15kg
UPF240S36CQ2	AC160~305V	6.7A	36V	22V~36V	92%	240W	Built-in	KS/KC	263x68x38.8/1.15kg
UPF240S48CQ2	AC160~305V	5A	48V	30V~48V	92%	240W	Built-in	KS/KC	263x68x38.8/1.15kg

Note.
Cable for I/O connection
Output current level can be adjusted through internal potentiometer

UPF-CQ2D

- Constant current design
- Wide input voltage range
- Built-in PFC function
- Protections : Over current/Over voltage/Short circuit /Over temperature(100W~240W)
- Cooling by free air convention
- IP68 design for outdoor installations
- 3 in 1 dimming function
- 100% full load burn-in test
- Suitable for LED lighting and street & tunnel lighting applications
- Metal case
- 5years warranty

- AC input voltage range : 90~305VAC(120W,150W,240W : 160~305VAC)
- Power Factor : 0.95 min.(Condition:60%~100% rated Power)
- Output current level can be adjusted through internal potentiometer
  -Current adj. range : 60~100% rated output current
- Over current protection : 95~108%
  (refer to "DRIVING METHODS of LED MODULE")
- Over voltage protection : 115-140% rated output voltage
- Withstanding voltage :
  I-O : 3.75KVAC,I-FG:2KVAC,O-FG:1.5KVAC,1minute
- Isolation resistance : I-O,I-FG,O-FG : 100 M ohms/500VDC
- Working temperature : -40~+70°C
  (refer to output derating curve of homepage)
- Safety standards : EN61347-1,EN61347-2-13/K61347-1,K61347-2-13
- EMC standards : EN55015,EN61000-3-2,3,EN61547/K00015,K61547

KEY PRODUCT FEATURES

IEC 61347

Protections

Over current	Over voltage	Short circuit	Over temp.
✓	✓	✓	✓ 100W~240W

TECHNICAL DATA

W	VAC	VDC
60W~240W	AC90~305V (120W,150W,240W : 160~305VAC)	36V/48V

IP	TA	PFC
IP 68	-40~+70°C	≥0.95

Model	Packing
UPF60SxxCQ2D	30
UPF80SxxCQ2D	30
UPF100xxCQ2D	28
UPF120xxCQ2D/(V2)	18
UPF150xxCQ2D/(V2)	18
UPF200xxCQ2D	15
UPF240xxCQ2D	15

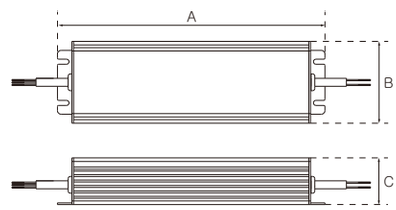

WARRANTY

5 Yeares

APPROVALS

Model No.	Input Voltage	Output Current	Output Voltage	C.C. region	Efficiency	Max. Power	OTP	Approvals	Dimensions [AxBxC]/Weight
UPF60S36CQ2D	AC90~160V AC160~305V	1.3A 1.7A	36V	21.6V~36V	87%	60W	-	KS/KC/CE/CB	184x61.5x37.1/0.64kg
UPF60S48CQ2D	AC90~160V AC160~305V	0.9A 1.25A	48V	28.8V~48V	88%	60W	-	KS/KC/CE/CB	184x61.5x37.1/0.64kg
UPF80S36CQ2D	AC90~160V AC160~305V	1.7A 2.3A	36V	21.6V~36V	88%	80W	-	KS/KC/CE/CB	184x61.5x37.1/0.64kg
UPF80S48CQ2D	AC90~160V AC160~305V	1.3A 1.7A	48V	28.8V~48V	89%	80W	-	KS/KC/CE/CB	184x61.5x37.1/0.64kg
UPF100S36CQ2D	AC90~160V AC160~305V	2A 2.8A	36V	18V~36V	89%	100W	Built-in	KS/KC/CE/CB	202x61.5x37.1/0.71kg
UPF100S48CQ2D	AC90~160V AC160~305V	1.5A 2.1A	48V	24V~48V	90%	100W	Built-in	KS/KC/CE/CB	202x61.5x37.1/0.71kg
UPF120S36CQ2D/(V2)	AC160~305V	3.3A	36V	18V~36V	88%/91%	120W	Built-in	KS/KC	222x61.5x37.1/0.77kg
UPF120S48CQ2D/(V2)	AC160~305V	2.5A	48V	24V~48V	89%/91%	120W	Built-in	KS/KC	222x61.5x37.1/0.77kg
UPF150S36CQ2D/(V2)	AC160~305V	4.2A	36V	18V~36V	88%/91%	150W	Built-in	KS/KC	222x61.5x37.1/0.77kg
UPF150S48CQ2D/(V2)	AC160~305V	3.2A	48V	24V~48V	89%/91%	150W	Built-in	KS/KC	222x61.5x37.1/0.77kg
UPF200S36CQ2D	AC90~160V AC160~305V	4.2A 5.6A	36V	22V~36V	92%	200W	Built-in	KS/KC	241x68x38.8/1.07kg
UPF200S48CQ2D	AC90~160V AC160~305V	3.15A 4.2A	48V	30V~48V	92%	200W	Built-in	KS/KC	241x68x38.8/1.07kg
UPF240S36CQ2D	AC160~305V	6.7A	36V	22V~36V	92%	240W	Built-in	KS/KC	263x68x38.8/1.15kg
UPF240S48CQ2D	AC160~305V	5A	48V	30V~48V	92%	240W	Built-in	KS/KC	263x68x38.8/1.15kg

Note.
Constant current level adjusted through output cable with 0-10Vdc or 10V PWM signal or resistance(200W : 1-10Vdc)

UPF-CQ2DP

- Constant current design
- Wide input voltage range
- Built-in PFC function
- Protections : Over current/Over voltage/Short circuit
- Cooling by free air convention
- IP68 design for outdoor installations
- 3 in 1 dimming function
- 100% full load burn-in test
- Suitable for LED lighting and street & tunnel lighting applications
- Metal case
- 5years warranty

- AC input voltage range : 160~305VAC (refer to static characteristics curve of homepage)
- Power Factor : 0.95 min.(Condition : 100% rated Power)
- Output current level can be adjusted through internal potentiometer : 60~100% rated output current
- Over current protection : 95~108%(refer to "DRIVING METHODS of LED MODULE")
- Over voltage protection : 110-140% rated output voltage
- Withstanding voltage : I-O : 3.75KVAC,I-FG:2KVAC,O-FG:1.5KVAC,1minute
- Isolation resistance : I-O,I-FG,O-FG : 100 M ohms/500VDC
- Working temperature : -40~+70°C (refer to output derating curve of homepage)
- Safety standards : K61347-1,K61347-2-13
- EMC standards : K00015,K61547

KEY PRODUCT FEATURES

Protections

Over current	Over voltage	Short circuit	Over temp.
✓	✓	✓	

TECHNICAL DATA

W	VAC	VDC
60W~150W	AC160~305V	36V/48V
IP	**TA**	**PFC**
IP 68	-40~+70°C	≥0.95

Model	Packing
UPF60SxxCQ2DP	28
UPF80SxxCQ2DP	28
UPF100xxCQ2DP	28
UPF150xxCQ2DP	15

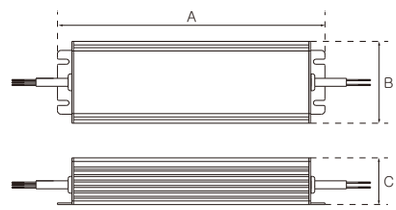

WARRANTY

5 Yeares

APPROVALS

Model No.	Input Voltage	Output Current	Output Voltage	C.C. region	Efficiency	Max. Power	Approvals	Dimensions [AxBxC]/Weight
UPF60S36CQ2DP	AC160~305V	1.7A	36V	21.6V~36V	87%	60W	KS/KC	184x68x38.8/0.77kg
UPF60S48CQ2DP	AC160~305V	1.25A	48V	28.8V~48V	88%	60W	KS/KC	184x68x38.8/0.77kg
UPF80S36CQ2DP	AC160~305V	2.3A	36V	21.6V~36V	88%	80W	KS/KC	184x68x38.8/0.77kg
UPF80S48CQ2DP	AC160~305V	1.7A	48V	28.8V~48V	89%	80W	KS/KC	184x68x38.8/0.77kg
UPF100S36CQ2DP	AC160~305V	2.8A	36V	18V~36V	89%	100W	KS/KC	201x68x38.8/0.83kg
UPF100S48CQ2DP	AC160~305V	2.1A	48V	24V~48V	90%	100W	KS/KC	201x68x38.8/0.83kg
UPF150S36CQ2DP	AC160~305V	4.2A	36V	18V~36V	88%	150W	KS/KC	222x68x38.8/0.94kg
UPF150S48CQ2DP	AC160~305V	3.2A	48V	24V~48V	89%	150W	KS/KC	222x68x38.8/0.94kg

- Communication, using existing AC power line
- Control by group or individual
- Cheap system building cost
- NET (New Excellent Technology) Certification
- Patent
  - -Patent registered(10-1326040)
  - -Patent registered(10-1313002)
  - -Patent registered(10-1756757)
  - -PCT (KR2016/004937)

UPF-[D,T,F]-CQ2(D)

- Constant current design
- Built-in PFC function
- Protections : Over current/Over voltage/Short circuit
- Cooling by free air convention
- IP68 design for outdoor installations
- 3 in 1 dimming function(150W,200W/option : D type)
- 100% full load burn-in test
- Suitable for LED lighting and street & tunnel lighting applications
- Metal case
- 5years warranty

- AC input voltage range : 180~264VAC (refer to static characteristics curve of homepage)
- Power Factor : 0.95 min.(Condition : 60%~100% rated Power)
- Over current protection : 95~108%(refer to "DRIVING METHODS of LED MODULE")
- Over voltage protection : 110-140% rated output voltage
- Withstanding voltage : I-O : 3.75KVAC,I-FG:2KVAC,O-FG:1.5KVAC,1minute
- Isolation resistance : I-O,I-FG,O-FG : 100 M ohms/500VDC
- Working temperature : -40~+70°C (refer to output derating curve of homepage)
- Safety standards : K61347-1,K61347-2-13
- EMC standards : K00015,K61547

Protections

Over current	Over voltage	Short circuit	Over temp.
✓	✓ 150W~200W	✓	

Model+Bracket	Packing
UPF50D33CQ2	15
UPF75T33CQ2	15
UPF100F33CQ2	15
UPF150D90CQ2(D)	15
UPF200D120CQ2(D)	15

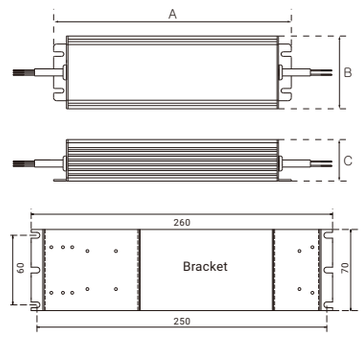

KEY PRODUCT FEATURES

DIM 150W~200W

TECHNICAL DATA

W	VAC	VDC
50W~200W	AC180~264V	33V/90V120V

IP	TA	PFC
IP 68	-40~+70°C	≥0.95

WARRANTY

5 Yeares

APPROVALS

2Ch

Model No.	Input Voltage	Output Current	Output Voltage	C.C. region	Efficiency	Max. Power	Approvals	Dimensions [AxBxC]/Weight
UPF50D33CQ2	AC180~264V	Ch1-0.7A Ch2-0.7A	Ch1-33V Ch2-33V	18V~30V	88%	42W	KS/KC	168x61.5x37.1/0.54kg
UPF150D90CQ2/(D)	AC180~264V	Ch1-0.7A Ch2-0.7A	Ch1-90V Ch2-90V	80V~105V	92%	150W	KS/KC	231x68x38.8/1.05kg
UPF200D120CQ2/(D)	AC180~264V	Ch1-0.7A Ch2-0.7A	Ch1-120V Ch2-120V	84V~140V	92%	200W	KS/KC	241x68x38.8/1.05kg

3Ch

Model No.	Input Voltage	Output Current	Output Voltage	C.C. region	Efficiency	Max. Power	Approvals	Dimensions [AxBxC]/Weight
UPF75T33CQ2	AC180~264V	Ch1-0.7A Ch2-0.7A Ch3-0.7A	Ch1-33V Ch2-33V Ch3-33V	18V~30V	87%	63W	KS/KC	222x61.5x37.1/0.75kg

4Ch

Model No.	Input Voltage	Output Current	Output Voltage	C.C. region	Efficiency	Max. Power	Approvals	Dimensions [AxBxC]/Weight
UPF100F33CQ2	AC180~264V	Ch1-0.7A Ch2-0.7A Ch3-0.7A Ch4-0.7A	Ch1-33V Ch2-33V Ch3-33V Ch4-33V	18V~30V	88%	84W	KS/KC	222x61.5x37.1/0.75kg

Note.
Blank type : IP68 rated / Cable for I/O connection.
Output current level can be adjusted through internal potentiometer.
D type : IP68 rated / Constant current level adjusted through output cable with 1-10Vdc or 10V PWM signal or resistance.

UPF-C7

- Constant current design
- Built-in PFC function
- Protections : Over current/Over voltage/Short circuit /Over temperature(80W~200W)
- Cooling by free air convention
- IP68 design for outdoor installations
- 100% full load burn-in test
- Suitable for LED lighting and street & tunnel lighting applications
- Metal case(30C7P : Plastic case)
- 5years warranty

- AC input voltage range : 180~264VAC
- Power Factor : 0.95 min.(Condition:60%~100% rated Power)

Output current level can be adjusted through internal potentiometer : 60~100% rated output current

- Over current protection : 95~108%(refer to "DRIVING METHODS of LED MODULE")
- Over voltage protection : 110-140% rated output voltage
- Withstanding voltage :

I-O : 3.75KVAC,I-FG:2KVAC,O-FG:1.5KVAC,1minute

- Isolation resistance : I-O,I-FG,O-FG : 100 M ohms/500VDC
- Working temperature : -40~+70°C

(refer to output derating curve of homepage)

- Safety standards : K61347-1,K61347-2-13
- EMC standards : K00015,K61547

KEY PRODUCT FEATURES

Protections

Over current	Over voltage	Short circuit	Over temp.
✓	✓	✓	✓ 80W~200W

TECHNICAL DATA

W	VAC	VDC
30W~200W	AC180~264V	30V~240V
IP	**TA**	**PFC**
IP 68	-40~+70°C	≥0.95

Model+Bracket	Packing
UPF30S30-C7P	18
UPF30S30-C7	15
UPF50S60-C7	15
UPF80S90-C7	15
UPF100S120-C7	15
UPF105S130-C7	15
UPF120S165-C7	15
UPF125S150-C7	15
UPF150S180-C7	15
UPF200240-C7	15

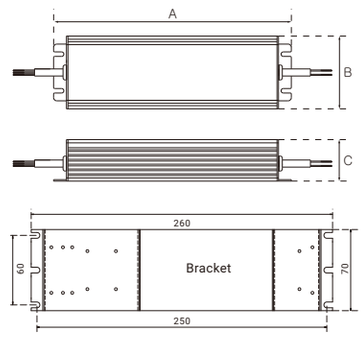

WARRANTY

APPROVALS

Model No.	Input Voltage	Output Voltage	Output Current	Efficiency	Max. Power	OTP	Approvals	Dimensions [AxBxC]/Weight
UPF30S30-C7P	AC180~264V	30V	0.7A	85%	25W	-	KS/KC	146.5x42x35/0.3kg
UPF30S30-C7	AC180~264V	30V	0.7A	85%	25W	-	KS/KC	200x61.5x36.8/0.67kg
UPF50S60-C7	AC180~264V	60V	0.7A	89%	50W	-	KS/KC	200x61.5x36.8/0.67kg
UPF80S90-C7	AC180~264V	90V	0.7A	89%	80W	Built-in	KS/KC	224.6x61.5x36.8/0.77kg
UPF100S120-C7	AC180~264V	120V	0.7A	90%	100W	Built-in	KS/KC	198.6x61.5x36.8/0.76kg
UPF105S130-C7	AC180~264V	130V	0.7A	92%	101W	-	KS/KC	223x68x38.8/0.95kg
UPF120S165-C7	AC180~264V	165V	0.7A	93%	124W	Built-in	KS/KC	223x68x38.8/0.95kg
UPF125S150-C7	AC180~264V	150V	0.7A	92%	125W	Built-in	KS/KC	223x68x38.8/0.95kg
UPF150S180-C7	AC180~264V	180V	0.7A	93%	150W	Built-in	KS/KC	223x68x38.8/0.95kg
UPF200S240-C7	AC180~264V	240V	0.7A	93%	200W	Built-in	KS/KC	241x68x38.8/1.05kg

Note.
Cable for I/O connection
Output current level can be adjusted through internal potentiometer



UPF-C7D

- Constant current design
- Built-in PFC function
- Protections : Over current/Over voltage/Short circuit /Over temperature(80W~200W) Cooling by free air convention
- IP68 design for outdoor installations
- 3 in 1 dimming function
- 100% full load burn-in test
- Suitable for LED lighting and street & tunnel lighting applications
- Metal case(30C7PD : Plastic case)
- 5years warranty

- AC input voltage range : 180~264VAC
- Power Factor : 0.95 min.(Condition:60%~100% rated Power)
- Output current level can be adjusted through internal potentiometer : 60~100% rated output current
- Over current protection : 95~108%(refer to "DRIVING METHODS of LED MODULE")
- Over voltage protection : 110-140% rated output voltage
- Withstanding voltage : I-O : 3.75KVAC,I-FG:2KVAC,O-FG:1.5KVAC,1minute
- Isolation resistance : I-O,I-FG,O-FG : 100 M ohms/500VDC
- Working temperature : -40~+70°C (refer to output derating curve of homepage)
- Safety standards : K61347-1,K61347-2-13
- EMC standards : K00015,K61547

KEY PRODUCT FEATURES

Protections

Over current	Over voltage	Short circuit	Over temp.
✓	✓	✓	✓ 80W~200W

TECHNICAL DATA

W	VAC	VDC
30W~200W	AC180~264V	30V~240V
IP	**TA**	**PFC**
IP 68	-40~+70°C	≥0.95

Model+Bracket	Packing
UPF30S30-C7PD	18
UPF30S30-C7D	15
UPF50S60-C7D	15
UPF80S90-C7D	15
UPF100S120-C7D	15
UPF105S130-C7D	15
UPF120S165-C7D	15
UPF125S150-C7D	15
UPF150S180-C7D	15
UPF200240-C7D	15

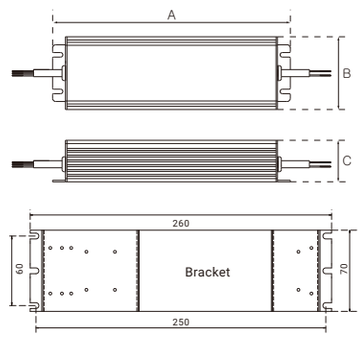

WARRANTY

5 Yeares

APPROVALS

Model No.	Input Voltage	Output Voltage	Output Current	Efficiency	Max. Power	OTP	Approvals	Dimensions [AxBxC]/Weight
UPF30S30-C7PD	AC180~264V	30V	0.7A	85%	25W	-	KS/KC	146.5x42x35/0.3kg
UPF30S30-C7D	AC180~264V	30V	0.7A	85%	25W	-	KS/KC	200x61.5x36.8/0.67kg
UPF50S60-C7D	AC180~264V	60V	0.7A	89%	50W	-	KS/KC	200x61.5x36.8/0.67kg
UPF80S90-C7D	AC180~264V	90V	0.7A	89%	80W	Built-in	KS/KC	224.6x61.5x36.8/0.77kg
UPF100S120-C7D	AC180~264V	120V	0.7A	90%	100W	Built-in	KS/KC	198.6x61.5x36.8/0.76kg
UPF105S130-C7D	AC180~264V	130V	0.7A	92%	101W	-	KS/KC	223x68x38.8/0.95kg
UPF120S165-C7D	AC180~264V	165V	0.7A	93%	124W	Built-in	KS/KC	223x68x38.8/0.95kg
UPF125S150-C7D	AC180~264V	150V	0.7A	92%	125W	Built-in	KS/KC	223x68x38.8/0.95kg
UPF150S180-C7D	AC180~264V	180V	0.7A	93%	150W	Built-in	KS/KC	223x68x38.8/0.95kg
UPF200S240-C7D	AC180~264V	240V	0.7A	93%	200W	Built-in	KS/KC	241x68x38.8/1.05kg

Note.
Constant current level adjusted through output cable with 1-10Vdc or 10V PWM signal or resistance

UPF-CH2(D)

- Constant current design
- Built-in PFC function
- Protections : Over current/Over voltage/Short circuit /Over temperature(60W~250W)
- Cooling by free air convention
- IP68 design for outdoor installations
- Output voltage and current level can be adjusted through internal potentiometer
- 3 in 1 dimming function(option : D type)
- 100% full load burn-in test
- Suitable for LED lighting and street & tunnel lighting applications
- Metal case
- 5years warranty

- AC input voltage range : 180~264VAC
- Power Factor : 0.95 min.(Condition:60%~100% rated Power)
- Output voltage and current level can be adjusted through internal potentiometer
  - -Voltage adj. range : ±10% rated output voltage (but,do not use over the rated power)
  - -Current adj. range : Fixed
- Over current protection : 95~108%(refer to "DRIVING METHODS of LED MODULE")
- Over voltage protection : 115-140% rated output voltage
- Withstanding voltage : I-O : 3.75KVAC,I-FG:2KVAC,O-FG:1.5KVAC,1minute
- Isolation resistance : I-O,I-FG,O-FG : 100 M ohms/500VDC
- Working temperature : -40~+70°C(refer to output derating curve of homepage)
- Safety standards : K61347-1,K61347-2-13
- EMC standards : K00015,K61547

Protections

Over current	Over voltage	Short circuit	Over temp.
✓	✓	✓	✓ 60W~250W

Model	Packing
UPF20S24CH2/(D)	30
UPF25S30CH2/(D)	30
UPF50S30CH2/(D)	30
UPF60S24CH2/(D)	30
UPF75S30CH2/(D)	30
UPF80S24CH2/(D)	30
UPF100S30CH2/(D)	15
UPF125S24CH2/(D)	15
UPF150S24CH2/(D)	15
UPF150S30CH2/(D)	15
UPF200S24CH2/(D)	15
UPF200S30CH2/(D)	15
UPF250S30CH2/(D)	15

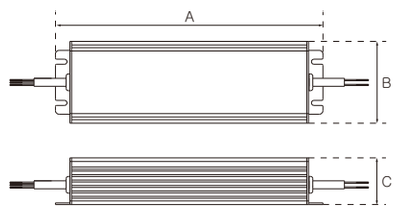

KEY PRODUCT FEATURES

TECHNICAL DATA

W	VAC	VDC
20W~250W	AC180~264V	24V/30V
IP	**TA**	**PFC**
IP 68	-40~+70°C	≥0.95

WARRANTY

5 Yeares

APPROVALS

Model No.	Input Voltage	Output Voltage	Output Current	Efficiency	Max. Power	OTP	Approvals	Dimensions [AxBxC]/Weight
UPF20S24CH2/(D)	AC180~264V	24V	0.7A	86%	16.8W	-	KS/KC	174x61.5x36.8/0.67kg
UPF25S30CH2/(D)	AC180~264V	30V	0.7A	86%	21W	-	KS/KC	174x61.5x36.8/0.67kg
UPF50S30CH2/(D)	AC180~264V	30V	1.5A	90%	45W	Built-in	KS/KC	192x55.5x37.3/0.64kg
UPF60S24CH2/(D)	AC180~264V	24V	2.5A	89%	55W	Built-in	KS/KC	192x55.5x37.3/0.64kg
UPF75S30CH2/(D)	AC180~264V	30V	2.3A	90%	70W	Built-in	KS/KC	192x55.5x37.3/0.64kg
UPF80S24CH2/(D)	AC180~264V	24V	3.0A	90%	72W	Built-in	KS/KC	192x55.5x37.3/0.64kg
UPF100S30CH2/(D)	AC180~264V	30V	3.0A	92%	90W	Built-in	KS/KC	224x55.5x37.3/0.77kg
UPF125S24CH2/(D)	AC180~264V	24V	4.8A	91.5%	115W	Built-in	KS/KC	224x55.5x37.3/0.77kg
UPF150S24CH2/(D)	AC180~264V	24V	5.6A	90%	135W	Built-in	KS/KC	231x68x38.8/1.1kg
UPF150S30CH2/(D)	AC180~264V	30V	4.6A/4.2A	92.5%	138W/126W	Built-in	KS/KC	224x55.5x37.3/0.77kg
UPF200S24CH2/(D)	AC180~264V	24V	7.7A	91%	185W	Built-in	KS/KC	241x68x38.8/1.15kg
UPF200S30CH2/(D)	AC180~264V	30V	6.2A	91.5%	186W	Built-in	KS/KC	241x68x38.8/1.15kg
UPF250S30CH2/(D)	AC180~264V	30V	7.0A	92%	210W	Built-in	KS/KC	268.8x76.3x45.2/1.4kg

Note.
Blank type : IP68 rated / Cable for I/O connection.
Output current level can be adjusted through internal potentiometer.
D type : IP68 rated / Constant current level adjusted through output cable with 1-10Vdc or 10V PWM signal or resistance.

UPF-CH2D-EX

- Constant current design
- Built-in PFC function
- Protections : Over current/Over voltage/Short circuit /Over temperature(60W~250W)
- Cooling by free air convention
- IP68 design for outdoor installations
- Output voltage and current level can be adjusted through internal potentiometer
- 3 in 1 dimming function(option : D type)
- 100% full load burn-in test
- Suitable for LED lighting and street & tunnel lighting applications
- Metal case
- 5years warranty

- AC input voltage range : 180~264VAC
- Power Factor : 0.95 min.(Condition:60%~100% rated Power)
- Output voltage and current level can be adjusted through internal potentiometer
  -Voltage adj. range : ±10% rated output voltage
  (but,do not use over the rated power)
  -Current adj. range : Fixed
- Over current protection : 95~108%(refer to "DRIVING METHODS of LED MODULE")
- Over voltage protection : 115-140% rated output voltage
- Withstanding voltage : I-O : 3.75KVAC,I-FG:2KVAC,O-FG:1.5KVAC,1minute
- Isolation resistance : I-O,I-FG,O-FG : 100 M ohms/500VDC
- Working temperature : -40~+70°C
  (refer to output derating curve of homepage)
- Safety standards : K61347-1,K61347-2-13
- EMC standards : K00015,K61547

KEY PRODUCT FEATURES

Protections

Over current	Over voltage	Short circuit	Over temp.
✓	✓	✓	✓ 60W~250W

TECHNICAL DATA

W	VAC	VDC
20W~250W	AC180~264V	24V/30V
IP	**TA**	**PFC**
IP 68	-40~+70°C	≥0.95

Model+Bracket	Packing
UPF20S24CH2D-EX	15
UPF25S30CH2D-EX	15
UPF50S30CH2D-EX	15
UPF60S24CH2D-EX	15
UPF75S30CH2D-EX	15
UPF80S24CH2D-EX	15
UPF100S30CH2D-EX	15
UPF125S24CH2D-EX	15
UPF150S24CH2D-EX	15
UPF150S30CH2D-EX	15
UPF200S24CH2D-EX	15
UPF200S30CH2D-EX	15
UPF250S30CH2D-EX	15

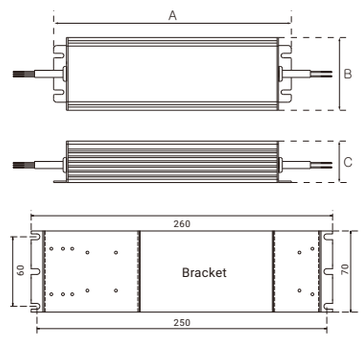

WARRANTY

5 Yeares

APPROVALS

Model No.	Input Voltage	Output Voltage	Output Current	Efficiency	Max. Power	OTP	Approvals	Dimensions [AxBxC]/Weight
UPF20S24CH2D-EX	AC180~264V	24V	0.7A	85%	16.8W	-	KS/KC	174x61.5x36.8/0.67kg
UPF25S30CH2D-EX	AC180~264V	30V	07A	84%	21W	-	KS/KC	174x61.5x36.8/0.67kg
UPF50S30CH2D-EX	AC180~264V	30V	1.4A	90%	42W	Built-in	KS/KC	192x55.5x37.3/0.64kg
UPF60S24CH2D-EX	AC180~264V	24V	2.1A	89%	48W	Built-in	KS/KC	192x55.5x37.3/0.64kg
UPF75S30CH2D-EX	AC180~264V	30V	2.1A	90%	60W	Built-in	KS/KC	192x55.5x37.3/0.64kg
UPF80S24CH2D-EX	AC180~264V	24V	2.8A	90%	70W	Built-in	KS/KC	192x55.5x37.3/0.64kg
UPF100S30CH2D-EX	AC180~264V	30V	2.8A	92%	85W	Built-in	KS/KC	224x55.5x37.3/0.77kg
UPF125S24CH2D-EX	AC180~264V	24V	4.2A	91.5%	100W	Built-in	KS/KC	224x55.5x37.3/0.77kg
UPF150S24CH2D-EX	AC180~264V	24V	5.6A	90%	135W	Built-in	KS/KC	231x68x38.8/1.1kg
UPF150S30CH2D-EX	AC180~264V	30V	4.2A	92.5%	126W	Built-in	KS/KC	224x55.5x37.3/0.77kg
UPF200S24CH2D-EX	AC180~264V	24V	7A	91%	170W	Built-in	KS/KC	241x68x38.8/1.15kg
UPF200S30CH2D-EX	AC180~264V	30V	5.6A	91.5%	170W	Built-in	KS/KC	241x68x38.8/1.15kg
UPF250S30CH2D-EX	AC180~264V	30V	7.0A	92%	210W	Built-in	KS/KC	268.8x76.3x45.2/1.4kg

Note.
Constant current level adjusted through output cable with 1-10Vdc or 10V PWM signal or resistance

UPF-CG2(D)

- Constant current design
- Built-in PFC function
- Protections : Over current/Over voltage/Short circuit /Over temperature
- Cooling by free air convention
- IP68 design for outdoor installations
- Output voltage and current level can be adjusted through internal potentiometer
- 3 in 1 dimming function(option : D type)
- 100% full load burn-in test
- Suitable for LED lighting and street & tunnel lighting applications
- Metal case
- 5years warranty

- AC input voltage range : 180~264VAC
- Power Factor : 0.95 min.(Condition:60%~100% rated Power)
- Output voltage and current level can be adjusted through internal potentiometer
  - -Voltage adj. range : ±10% rated output voltage (but,do not use over the rated power)
  - -Current adj. range : Fixed
- Over current protection : 95~108%(refer to "DRIVING METHODS of LED MODULE")
- Over voltage protection : 115-140% rated output voltage
- Withstanding voltage : I-O : 3.75KVAC,I-FG:2KVAC,O-FG:1.5KVAC,1minute
- Isolation resistance : I-O,I-FG,O-FG : 100 M ohms/500VDC
- Working temperature : -40~+70°C(refer to output derating curve of homepage)
- Safety standards : K61347-1,K61347-2-13
- EMC standards : K00015,K61547

Protections

Over current	Over voltage	Short circuit	Over temp.
✓	✓	✓	✓

Model+Bracket	Packing
UPF60S20CG2D	15
UPF150S24CG2D	15
UPF150S30CG2D	15
UPF200S24CG2D	15

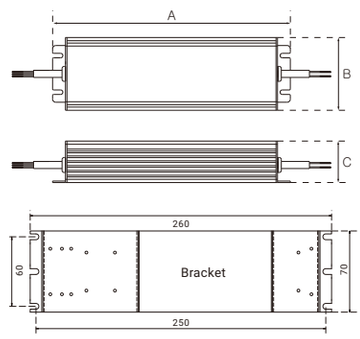

KEY PRODUCT FEATURES

TECHNICAL DATA

W	VAC	VDC
60W~200W	AC180~264V	20V/ 24V/30V
IP	**TA**	**PFC**
IP 68	-40~+70°C	≥0.95

WARRANTY

5 Yeares

APPROVALS

Model No.	Input Voltage	Output Voltage	Output Current	Efficiency	Max. Power	OTP	Approvals	Dimensions [AxBxC]/Weight
UPF60S20CG2D	AC180~264V	20V	2.8A	89%	50W	Built-in	KS/KC	192x55.5x37.3/0.64kg
UPF150S24CG2D	AC180~264V	24V	5.6A	93%	135W	Built-in	KS/KC	236x61.5x37.1/0.89kg
UPF150S30CG2/(D)	AC180~264V	30V	4.2A	92.5%	126W	Built-in	KS/KC	224x55.5x37.3/0.77kg
UPF200S24CG2/(D)	AC180~264V	24V	7.0A	93%	170W	Built-in	KS/KC	236x61.5x37.1/0.89kg

Note.
Blank type : IP68 rated / Cable for I/O connection.
Output current level can be adjusted through internal potentiometer.
D type : IP68 rated / Constant current level adjusted through output cable with 1-10Vdc or 10V PWM signal or resistance.

UPF-CG2D-EX

- Constant current design
- Built-in PFC function
- Protections : Over current/Over voltage/Short circuit /Over temperature
- Cooling by free air convention
- IP68 design for outdoor installations
- Output voltage and current level can be adjusted through internal potentiometer
- 3 in 1 dimming function
- 100% full load burn-in test
- Suitable for LED lighting and street & tunnel lighting applications
- Metal case
- 5years warranty

- AC input voltage range : 180~264VAC
- Power Factor : 0.95 min.(Condition:60%~100% rated Power)
- Output voltage and current level can be adjusted through internal potentiometer
  - -Voltage adj. range : ±10% rated output voltage (but,do not use over the rated power)
  - -Current adj. range : Fixed
- Over current protection : 95~108%(refer to "DRIVING METHODS of LED MODULE")
- Over voltage protection : 115-140% rated output voltage
- Withstanding voltage : I-O : 3.75KVAC,I-FG:2KVAC,O-FG:1.5KVAC,1minute
- Isolation resistance : I-O,I-FG,O-FG : 100 M ohms/500VDC
- Working temperature : -40~+70°C (refer to output derating curve of homepage)
- Safety standards : K61347-1,K61347-2-13
- EMC standards : K00015,K61547

Protections

Over current	Over voltage	Short circuit	Over temp.
✓	✓	✓	✓

Model+Bracket	Packing
UPF60S20CG2D-EX	15
UPF150S24CG2D-EX	15
UPF150S30CG2D-EX	15
UPF200S24CG2D-EX	15

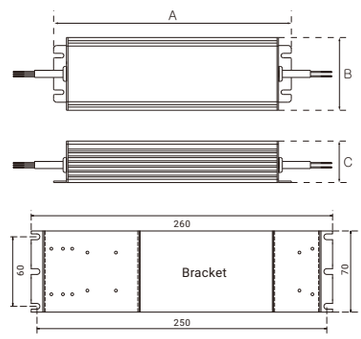

KEY PRODUCT FEATURES

TECHNICAL DATA

W	VAC	VDC
20W~250W	AC180~264V	20V/ 24V/30V
IP	**TA**	**PFC**
IP 68	-40~+70°C	≥0.95

WARRANTY

5 Yeares

APPROVALS

Model No.	Input Voltage	Output Voltage	Output Current	Efficiency	Max. Power	OTP	Approvals	Dimensions [AxBxC]/Weight
UPF60S20CG2D-EX	AC180~264V	20V	2.8A	89%	50W	Built-in	KS/KC	192x55.5x37.3/0.64kg
UPF150S24CG2D-EX	AC180~264V	24V	5.6A	93%	135W	Built-in	KS/KC	236x61.5x37.1/0.89kg
UPF150S30CG2D-EX	AC180~264V	30V	4.2A	92.5%	126W	Built-in	KS/KC	224x55.5x37.3/0.77kg
UPF200S24CG2D-EX	AC180~264V	24V	7.0A	93%	170W	Built-in	KS/KC	236x61.5x37.1/0.89kg

Note.
Constant current level adjusted through output cable with 1-10Vdc or 10V PWM signal or resistance

UPF-CT2(D-EX)

- Constant current design
- Built-in PFC function
- Protections : Over current/Short circuit
- Low THD(THD<20%@Dimming 1V~10V)
- Cooling by free air convention
- IP68 design for outdoor installations
- Output voltage and current level can be adjusted through internal potentiometer
- 3 in 1 dimming function(option : D type)
- 100% full load burn-in test
- Suitable for LED lighting and street & tunnel lighting applications
- Metal case
- 5years warranty

- AC input voltage range : 180~264VAC (refer to static characteristics curve of homepage)
- Power Factor : 0.95 min.(Condition:75%~100% rated Power)
- Output current level can be adjusted through internal potentiometer : 65~100% rated output current
- Over current protection : 95~108%(refer to "DRIVING METHODS of LED MODULE")
- Withstanding voltage : I-O : 3KVAC,I-FG:1.5KVAC,O-FG:0.5KVAC,1minute
- Isolation resistance : I-O,I-FG,O-FG : 100 M ohms/500VDC
- Working temperature : -40~+70°C (refer to output derating curve of homepage)
- Safety standards : K61347-1,K61347-2-13
- EMC standards : K00015,K61547

KEY PRODUCT FEATURES

Protections

Over current	Over voltage	Short circuit	Over temp.
✓		✓	

TECHNICAL DATA

W	VAC	VDC
15W~225W	AC180~264V	20V/ 24V/30V

IP	TA	PFC
IP 68	-40~+70°C	≥0.95

WARRANTY

5 Yeares

APPROVALS

Model+Bracket	Packing
UPF15S20CT2(D)/-EX	15
UPF20S24CT2(D)/-EX	15
UPF25S30CT2(D)/-EX	15
UPF40S20CT2(D)/-EX	15
UPF75SxxCT2(D)/-EX	15
UPF100SxxCT2(D)/-EX	15
UPF125SxxCT2(D)/-EX	15
UPF150SxxCT2(D)/-EX	15
UPF175S20CT2(D)/-EX	15
UPF200SxxCT2(D)/-EX	15
UPF225S30CT2(D)/-EX	15

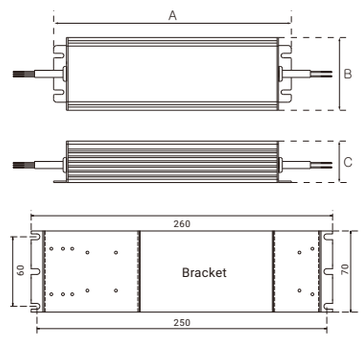

Model No.	Input Voltage	Output Voltage	Output Current	Efficiency	Max. Power	Approvals	Dimensions [AxBxC]/Weight
UPF15S20CT2(D)/-EX	AC180~264V	20V	0.7A	85%	14W	KS/KC	162x55.5x37.3/0.5kg
UPF20S24CT2(D)/-EX	AC180~264V	24V	0.7A	85%	16.8W	KS/KC	162x55.5x37.3/0.5kg
UPF25S30CT2(D)/-EX	AC180~264V	30V	0.7A	87%	21W	KS/KC	162x55.5x37.3/0.5kg
UPF40S20CT2(D)/-EX	AC180~264V	20V	2.1A	87%	42W	KS/KC	162x55.5x37.3/0.5kg
UPF75S20CT2(D)/-EX	AC180~264V	20V	3.4A/2.8A	90%	69W/57W	KS/KC	192x55.5x37.3/0.6kg
UPF75S24CT2(D)/-EX	AC180~264V	24V	2.8A/2.1A	90%	68W/50.5W	KS/KC	192x55.5x37.3/0.6kg
UPF75S30CT2(D)/-EX	AC180~264V	30V	2.3A/2.1A	90%	69W/63W	KS/KC	192x55.5x37.3/0.6kg
UPF100S20CT2(D)/-EX	AC180~264V	20V	4.5A/4.2A	91%	91W/84W	KS/KC	192x55.5x37.3/0.6kg
UPF100S24CT2(D)/-EX	AC180~264V	24V	3.8A/2.8A	91%	91W/67W	KS/KC	192x55.5x37.3/0.6kg
UPF100S30CT2(D)/-EX	AC180~264V	30V	3.1A/2.8A	90%	92W/84W	KS/KC	192x55.5x37.3/0.6kg
UPF125S20CT2(D)/-EX	AC180~264V	20V	5.8A/5.6A	92%	116W/112W	KS/KC	224x55.5x37.3/0.77kg
UPF125S24CT2(D)/-EX	AC180~264V	24V	4.8A/4.2A	93%	115W/100W	KS/KC	224x55.5x37.3/0.77kg
UPF150S24CT2(D)/-EX	AC180~264V	24V	5.8A/5.6A	93%	139W/135W	KS/KC	224x55.5x37.3/0.77kg
UPF150S30CT2(D)/-EX	AC180~264V	30V	4.6A/4.2A	93%	138W/126W	KS/KC	224x55.5x37.3/0.77kg
UPF175S20CT2(D)/-EX	AC180~264V	20V	7.5A/7.0A	93%	165W/154W	KS/KC	236x61.5x37.1/0.89kg
UPF200S24CT2(D)	AC180~264V	24V	7.7A	93%	185W	KS/KC	266x75.5x41.2/1kg
UPF200S24CT2D-EX	AC180~264V	24V	7.0A	93%	168W	KS/KC	266x75.5x41.2/1kg
UPF200S30CT2D-EX	AC180~264V	30V	5.6A	93%	168W	KS/KC	266x75.5x41.2/1kg
UPF225S30CT2(D)	AC180~264V	30V	7.0A	93%	210W	KS/KC	266x75.5x41.2/1kg
UPF225S30CT2D-EX	AC180~264V	30V	7.0A	93%	210W	KS/KC	266x75.5x41.2/1kg

Note.
Blank type : IP68 rated / Cable for I/O connection.
Output current level can be adjusted through internal potentiometer.
D type : IP68 rated / Constant current level adjusted through output cable with 1-10Vdc or 10V PWM signal or resistance.

Enclosed Switching Power Supply

- Slim & Low Power Consumption Type
- General Type

UP-LHE•E



- Constant voltage design
- Low Power Consumption high efficiency (LHE type only)
- Low cost & slim Type
- Protections : Over load/Over voltage/Short circuit
- Cooling by free air convention(Cooling by Fan : A-350FAK)
- 100% full load burn-in test
- Design for indoor LED lighting and LED sign with waterproof
- box applications
- 3years warranty
- 2years warranty(UP-E)

- AC input voltage range : 90~264VAC/180~264VAC(UP-E : 200~1000W)
- DC adjustment range : Fixed, can be modified within ±5% rated output voltage (but, do not use over the rated power)
- Over load protection : Over 110% hiccup mode, auto-recovery
- Over voltage protection :115-135% rated output voltage
- No load power consumption : A-35FAL<0.2W
  A-50FAL,A-75FAM,A-100FAN,A-150FAO,A-200FAK,A-350FAK<0.5W
- Withstanding voltage :
  I-O : 3KVAC,I-FG:2KVAC,O-FG:0.5KVAC,1minute
- Isolation resistance : I-O,I-FG,O-FG : 100 M ohms/500VDC
- Working temperature : -30~+50°C,-30~+70°C
  (refer to output derating curve of homepage)
- Safety standards : K61347-1,K61347-2-13,EN60950-1
- EMC standards : K00015,K61547,K61000-4-2,3,4,5,6,11/EN55022

Protections

Over load	Over voltage	Short circuit	Over temp.
✓	✓	✓	

Model	Packing
A-35FAL-xx	60
A-50FAL-xx	60
A-75FAM-xx	60
A-100FAN-xx	40
A-150FAO-xx	40
A-200FAK-xx	20
A-350FAK-xx	20
A-15NR-xx	108
A-200-xx	20
A-600-xx	15

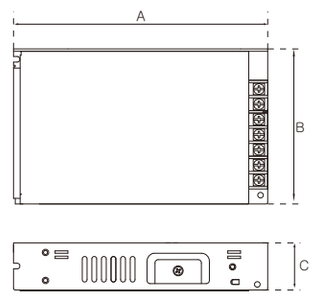

KEY PRODUCT FEATURES

SLIM DESIGN · HIGH EFFICIENCY · IEC 61347

TECHNICAL DATA

W	VAC	VDC
(LHE)35W~350W (E)15W~1000W	AC180~264V	5V/12V/24V

TA: -30~+50°C, -30~+70°C

WARRANTY: 2 Yeares, 3 Yeares

APPROVALS: CB, CE, KC, c UL us

UP-LHE(Slim Type)

Model No.	Input Voltage	Output Voltage	Output Current	Efficiency	Max. Power	Approvals	Dimensions [AxBxC]/Weight
A-35FAL-12	AC90~264V	12V	3.0A	85%	35W	KC/CE/CB/UL	99x82x30/0.23kg
A-35FAL-24	AC90~264V	24V	1.5A	87%	35W	KC/CE/CB/UL	99x82x30/0.23kg
A-50FAL-12	AC90~264V	12V	4.2A	85%	50W	KC/CE/CB/UL	99x82x30/0.23kg
A-50FAL-24	AC90~264V	24V	2.2A	87%	50W	KC/CE/CB/UL	99x82x30/0.23kg
A-75FAM-12	AC90~264V	12V	6.0A	87%	75W	KC/CE/CB/UL	99x97x30/0.28kg
A-75FAM-24	AC90~264V	24V	3.2A	89%	75W	KC/CE/CB/UL	99x97x30/0.28kg
A-100FAN-12	AC90~264V	12V	8.5A	87%	100W	KC/CE/CB/UL	129x97x30/0.33kg
A-100FAN-24	AC90~264V	24V	4.5A	89%	100W	KC/CE/CB/UL	129x97x30/0.33kg
A-150FAO-12	AC90~132V/AC180~264V	12V	12.5A	87%	150W	KC/CE/CB/UL	159x97x30/0.43kg
A-150FAO-24	AC90~132V/AC180~264V	24V	6.5A	89%	150W	KC/CE/CB/UL	159x97x30/0.43kg
A-200FAK-5	AC90~132V/AC180~264V	5V	40A	86%	200W	KC/CE/CB/UL	215x115x29.5/0.75kg
A-200FAK-12	AC90~132V/AC180~264V	12V	17A	87%	200W	KC/CE/CB/UL	215x115x29.5/0.75kg
A-200FAK-24	AC90~132V/AC180~264V	24V	8.8A	89%	200W	KC/CE/CB/UL	215x115x29.5/0.75kg
A-350FAK-5	AC90~132V/AC180~264V	5V	60A	83%	300W	KC/CE/CB/UL	215x115x29.5/0.75kg
A-350FAK-12	AC90~132V/AC180~264V	12V	29A	86%	350W	KC/CE/CB/UL	215x115x29.5/0.75kg
A-350FAK-24	AC90~132V/AC180~264V	24V	14.6A	88%	350W	KC/CE/CB/UL	215x115x29.5/0.75kg

UP-E(Normal Type)

Model No.	Input Voltage	Output Voltage	Output Current	Efficiency	Max. Power	Approvals	Dimensions [AxBxC]/Weight
A-15NR-12	AC90~264V	12V	1.3A	78%	15W	KC	85x58.5x33/0.15kg
A-15NR-24	AC90~264V	24V	0.7A	80%	15W	KC	85x58.5x33/0.15kg
A-200-12	AC180~264V	12V	17A	84%	200W	KC	200x110.5x50.5/0.7kg
A-200-24	AC180~264V	24V	8.3A	86%	200W	KC	200x110.5x50.5/0.7kg
A-600-12	AC180~264V	12V	50A	84%	600W	KC	241x124x65/1.48kg
A-600-24	AC180~264V	24V	25A	87%	600W	KC	241x124x65/1.48kg
A-1000-12	AC180~264V	12V	83A	82%	1000W	KC	291x133x68/2.7kg
A-1000-24	AC180~264V	24V	42A	85%	1000W	KC	291x133x68/2.7kg

UP-AF•G

- Constant voltage design
- Low cost & slim Type
- Protections : Over load/Over voltage(UP-G only) /Short circuit
- Cooling by free air convention(Cooling by Fan : 350GF)
- 100% full load burn-in test
- LED display, LED indicator light applications(UP-AF)
- Design for indoor LED lighting and LED sign with waterproof box applications
- 2years warranty
- AC input voltage range : 176~264VAC
- DC adjustment range : Fixed, can be modified within ±5% rated output voltage(but, do not use over the rated power)
- Over load protection : Over 110% hiccup mode, auto-recovery
- Over voltage protection : 115-135% rated output voltage
- Withstanding voltage : I-O : 3KVAC,I-FG:1.5KVAC,O-FG:0.5KVAC,1minute
- Isolation resistance : I-O,I-FG,O-FG : 100 M ohms/500VDC
- Working temperature : -20~+70°C,-30~+70°C (refer to output derating curve of homepage)
- Safety standards : K61347-1,K61347-2-13
- EMC standards : K00015,K61547,K61000-4-2,3,4,5,6,11

Protections

Over load	Over voltage	Short circuit	Over temp.
✓	✓ UP-G	✓	

Model	Packing
A-200AF-5X	30
A-300AF-5	30
A-100GC-xx	40
A-150GD-xx	40
A-200GD-xx	40
A-250GE-xx	20
A-350GF-xx	20

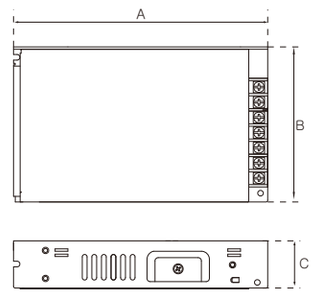

KEY PRODUCT FEATURES

SLIM DESIGN · Efficiency · HIGH DURABILITY · IEC 61347 (UP-G)

TECHNICAL DATA

W	VAC	VDC
(AF)200W~300W (G)100W~350W	AC176~264V	(AF)5V (G)12V/24V

TA

(AF) -20~+70°C
(G) -30~+70°C

WARRANTY

2 Yeares

APPROVALS

(UP-G)

UP-AF

Model No.	Input Voltage	Output Voltage	Output Current	Efficiency	Max. Power	Approvals	Dimensions [AxBxC]/Weight
A-200AF-5X	AC176~264V	5V	40A	86%	200W	KC	190x81x30/0.36kg
A-300AF-5	AC176~264V	5V	60A	89%	300W	KC	190x82x30/0.36kg

UP-G

Model No.	Input Voltage	Output Voltage	Output Current	Efficiency	Max. Power	Approvals	Dimensions [AxBxC]/Weight
A-100GC-12	AC176~264V	12V	8.3A	86%	99.6W	KC/CE	129x97x30/0.3kg
A-100GC-24	AC176~264V	24V	4.2A	89%	100W	KC/CE	129x97x30/0.3kg
A-150GD-12	AC176~264V	12V	12.5A	86%	150W	KC/CE	159x97x30/0.38kg
A-150GD-24	AC176~264V	24V	6.25A	87%	150W	KC/CE	159x97x30/0.38kg
A-200GD-12	AC176~264V	12V	16.7A	87%	200W	KC/CE	159x97x30/0.3kg
A-200GD-24	AC176~264V	24V	8.3A	88%	200W	KC/CE	159x97x30/0.3kg
A-250GE-12	AC176~264V	12V	20.8A	86%	250W	KC/CE	215x115x30/0.3kg
A-250GE-24	AC176~264V	24V	10.4A	88%	250W	KC/CE	215x115x30/0.3kg
A-350GF-12	AC176~264V	12V	29.2A	85%	350W	KC/CE	215x115x30/0.65kg
A-350GF-24	AC176~264V	24V	14.6A	87%	350W	KC/CE	215x115x30/0.65kg

UP

- Constant voltage design
- Protections : Over load/Over voltage/Short circuit
- Cooling by free air convention
  (Cooling by Fan : 300~1500W)
- 100% full load burn-in test
- Suitable for indoor LED lighting and industrial
- applications
- 3years warranty

- AC input voltage range : 85~264VAC(15~100W)
  /90~264VAC Selectable by switch(150~850W)/180~264VAC(1000~1500W)
- DC adjustment range : Fixed, can be modified within ±5% rated output voltage
  (but, do not use over the rated power)
- Over load protection : Over 110% of rating, auto-recovery
- Over voltage protection : 115-140% rated output voltage
- Withstanding voltage :
  I-O : 3KVAC,I-FG:1.5KVAC,O-FG:0.5KVAC,1minute
- Isolation resistance : I-O,I-FG,O-FG : 100 M ohms/500VDC
- Working temperature : -10~+60°C(refer to output derating curve of homepage)
- Safety standards : K61347-1,K61347-2-13,EN61347-1,EN61347-2-13
- EMC standards : K00015,K61547/EN61000-3-2,3,EN61204-3,EN55022

Protections

Over load	Over voltage	Short circuit	Over temp.
✓	✓	✓	

Model	Packing
UP15Sxx	100
UP30Sxx	80
UP50Sxx	70
UP75Sxx	50
UP100Sxx	50
UP150Sxx	20
UP200Sxx	20
UP220Sxx	20
UP300Sxx	20
UP400Sxx	15
UP500Sxx	8
UP600Sxx	8
UP750Sxx	5
UP850Sxx	5
UP1000Sxx	5
UP1200Sxx	3
UP1500Sxx	3

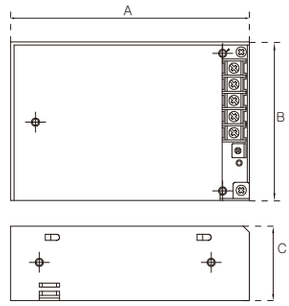

KEY PRODUCT FEATURES

HIGH EFFICIENCY · HIGH DURABILITY · IEC 61347

TECHNICAL DATA

W	VAC	VDC
15W~1500W	AC85~264V AC180~264V	5V/9V/12V 15V/24V

TA: -10~+60°C

WARRANTY

3 Yeares

APPROVALS

CB CE KC

Model No.	Input Voltage	Output Voltage	Output Current	Max. Power	Approvals	Dimensions [AxBxC]/Weight
UP15S05	AC85~264V	5V	3A	15W	–	97.5x64x32/0.23kg
UP15S12	AC85~264V	12V	1.2A	15W	KC/CE/CB	97.5x64x32/0.23kg
UP15S15	AC85~264V	15V	1A	15W	KC/CE/CB	97.5x64x32/0.23kg
UP15S24	AC85~264V	24V	0.6A	15W	KC/CE/CB	97.5x64x32/0.23kg
UP30S05	AC85~264V	5V	6A	30W	–	98x79x37/0.26kg
UP30S12	AC85~264V	12V	2.5A	30W	KC/CE/CB	98x79x37/0.26kg
UP30S15	AC85~264V	15V	2A	30W	KC/CE/CB	98x79x37/0.26kg
UP30S24	AC85~264V	24V	1.2A	30W	KC/CE/CB	98x79x37/0.26kg
UP50S05	AC85~264V	5V	10A	50W	–	125x83x40/0.31kg
UP50S12	AC85~264V	12V	4.1A	50W	KC/CE/CB	125x83x40/0.31kg
UP50S15	AC85~264V	15V	3.3A	50W	KC/CE/CB	125x83x40/0.31kg
UP50S24	AC85~264V	24V	2A	50W	KC/CE/CB	125x83x40/0.31kg
UP75S05	AC85~264V	5V	15A	75W	–	135x96x40/0.41kg
UP75S12	AC85~264V	12V	6.2A	75W	KC/CE/CB	135x96x40/0.41kg
UP75S15	AC85~264V	15V	5A	75W	KC/CE/CB	135x96x40/0.41kg
UP75S24	AC85~264V	24V	3.1A	75W	KC/CE/CB	135x96x40/0.41kg
UP100S12	AC85~264V	12V	8.3A	100W	KC/CE/CB	135x96x40/0.41kg
UP100S15	AC85~264V	15V	6.6A	100W	KC/CE/CB	135x96x40/0.41kg
UP100S24	AC85~264V	24V	4.1A	100W	KC/CE/CB	135x96x40/0.41kg
UP150S05	AC90~132V/AC180~264V	5V	30A	150W	–	207x105x46/0.85kg
UP150S12	AC90~132V/AC180~264V	12V	12.5A	150W	KC/CE/CB	207x105x46/0.85kg
UP150S15	AC90~132V/AC180~264V	15V	10A	150W	KC/CE/CB	207x105x46/0.85kg
UP150S24	AC90~132V/AC180~264V	24V	6.2A	150W	KC/CE/CB	207x105x46/0.85kg
UP200S12	AC90~132V/AC180~264V	12V	16.6A	200W	KC/CE/CB	231x114x50/0.9kg
UP200S15	AC90~132V/AC180~264V	15V	13.3A	200W	KC/CE/CB	231x114x50/0.9kg
UP200S24	AC90~132V/AC180~264V	24V	8.3A	200W	KC/CE/CB	231x114x50/0.9kg
UP220S12	AC90~132V/AC180~264V	12V	18.3A	220W	KC/CE/CB	231x114x50/0.9kg
UP220S15	AC90~132V/AC180~264V	15V	14.6A	220W	KC/CE/CB	231x114x50/0.9kg
UP220S24	AC90~132V/AC180~264V	24V	9.1A	220W	KC/CE/CB	231x114x50/0.9kg
UP300S12	AC90~132V/AC180~264V	12V	25A	300W	KC/CE/CB	231x114x50/0.95kg
UP300S24	AC90~132V/AC180~264V	24V	12.5A	300W	KC/CE/CB	231x114x50/0.95kg
UP400S12	AC90~132V/AC180~264V	12V	33.3A	400W	KC/CE/CB	231x114x70/1.2kg
UP400S24	AC90~132V/AC180~264V	24V	16.6A	400W	KC/CE/CB	231x114x70/1.2kg
UP500S12	AC90~132V/AC180~264V	12V	41.6A	500W	KC/CE/CB	254x146x70.6/2kg
UP500S24	AC90~132V/AC180~264V	24V	20.8A	500W	KC/CE/CB	254x146x70.6/2kg
UP600S12	AC90~132V/AC180~264V	12V	50A	600W	KC/CE/CB	254x146x70.6/2kg
UP600S24	AC90~132V/AC180~264V	24V	25A	600W	KC/CE/CB	254x146x70.6/2kg
UP750S12	AC90~132V/AC180~264V	12V	6.25A	750W	CE	285x170x85/2.8kg
UP750S24	AC90~132V/AC180~264V	24V	31.2A	750W	CE	285x170x85/2.8kg
UP850S12	AC90~132V/AC180~264V	12V	70.8A	850W	CE	285x170x85/2.8kg
UP850S24	AC90~132V/AC180~264V	24V	35.4A	850W	CE	285x170x85/2.8kg
UP1000S12	AC180~264V	12V	83.3A	1000W	CE	350x153x80/3.5kg
UP1000S24	AC180~264V	24V	41.6A	1000W	CE	350x153x80/3.5kg
UP1200S24	AC180~264V	24V	50A	1200W	CE	376x200x105/5.2kg
UP1500S24	AC180~264V	24V	62.5A	1500W	CE	376x200x105/5.2kg

Din-rail Power supply

UP-R 50~240W Single output

- Constant voltage design
  Built in PFC(240W)
  Protections : Over load/Over voltage/Short circuit
  Cooling by free air convention
  Din-rail installations
  LED indicator for power on
  100% full load burn-in test
  Suitable for industrial applications
  3years warranty

Open Frame Switching Power supply



UP-N 15~150W Single output

- Constant voltage design
  Non-cover type
  Protections : Over load/Over voltage/Short circuit
  Suitable for industrial applications
  3years warranty

Solid State Relay

DC-Output Type	30~40A DC Input/DC Output
1Phase Type	2~50A DC or AC Input/AC-Output
2,3 Phase Type	15~50A DC or AC Input/AC-Output

- Normally open
  Built-in LED indicator
  Suitable for industrial applications
  3years warranty

Noise Filter

1Phase Type	3~400A
3 Phase Type	10~1000A

- Excellent filtering for normal mode and common mode noise
  Low leakage
  Suitable for industrial & medical equipment, OA,FA applications
  3years warranty

DREAMS
come
TRUE
with US

102-12FL,Chunui Techno park1,36, Bucheon-Ro 198 beon-gil,
Bucheon-si, Gyeonggi-do,14557, Rep. of Korea

Tel. +82-32-668-9560~4
Fax. +82-32-668-9565
www.unionelecom.co.kr

Jan. 2021