

S.M.P.S

LED Converter

Water Proof Converter

180MH Series

180W Triple output
with constant voltage circuit



- Constant voltage design(C.V. Mode)
- Built-in PFC function
- Wide input range
- Protections:
Overload/Over voltage /Short circuit/
Over temperature
- IP68 design for outdoor installations
- 100% full load burn-in test
- Suitable for LED lighting and moving sign applications
- Metal case
- Class 2 power unit
- Safety standards : UL879
- EMC standards : FCC Part 15 classB
- 5years warranty

IP68 SELV LPS

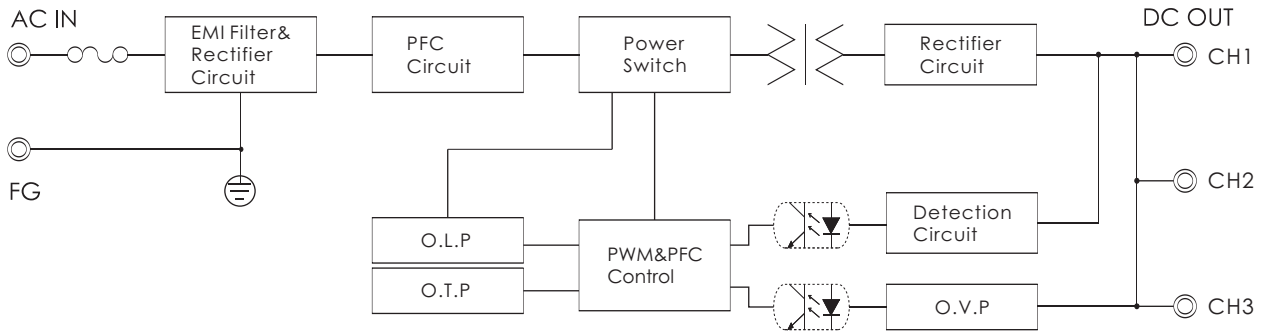
ITEM		UPF180S12MH
INPUT	VOLTAGE RANGE	AC90~305V
	FREQUENCY RANGE	47~63Hz
	EFFICIENCY(typ.)	89%
	POWER FACTOR	PF>0.9 at over 60% of rated power
	AC CURRENT(typ.)	1.85A/115VAC (typ) 0.9A/230VAC(typ)
	INRUSH CURRENT(typ.)	COLD START 60A/230VAC
	LEAKAGE CURRENT	<2.5mA / 230VAC
OUTPUT	DC VOLTAGE	12V
	RATED CURRENT	5A*3(Triple Output)
	RATED POWER	180W
	VOLTAGE TOLERANCE	±3%
	RIPPLE&NOISE(max.) Note2	150mVp-p
	SETUP,RISE TIME(max.)	3000ms,100ms/115VAC at full load 3000ms,100ms/230VAC at full load
	HOLD UP TIME(typ.)	20ms/115VAC at full load 20ms/230VAC at full load
PROTEC-TION	OVER CURRENT Note3	Over 110% of rating ; recovers automatically after fault condition is removed
	SHORT CIRCUIT	Hiccup or shut down mode / recover : automatically or need reapplying power
	OVER VOLTAGE	115~140% of rating
	OVER TEMPERATURE	110±10℃(temp. Sensor) ; recovers automatically after fault condition is removed
ISOLA-TION	WITHSTAND VOLTAGE	I/P-O/P:AC3.75KV, I/P-F.G:AC2KV, O/P-F.G:AC1.5KV
	ISOLATION RESISTANCE	I/P-O/P, I/P-F.G, O/P-F.G:DC500V 100Mohms(At room temp. & humid.)
ENVIRON-MENT	WORKING TEMP.&HUMID.	-40~+70℃(Refer to "DERATING CURVE),20~95%RH
	STORAGE TEMP.&HUMID.	-40~+80℃,10~95%RH
	VIBRATION	10~500Hz, 5G 12min./1cycle, period for 72min. each along X, Y, Z axes
OTHERS	DIMENSION/WEIGHT	263*72*40.8mm(L*W*H)/1.4Kg
NOTE	<p>1. All parameters not specially mentioned are measured at 220vac input, rated load and 25℃ of ambient temperature.</p> <p>2. Ripple & noise are measured at 20MHz of bandwidth by using a 12" twisted pare-wire terminated with 0.1 uF & 47uF parallel capacitor.</p> <p>3. Refer to "DRIVING METHODS of LED MODULE"</p>	

S.M.P.S

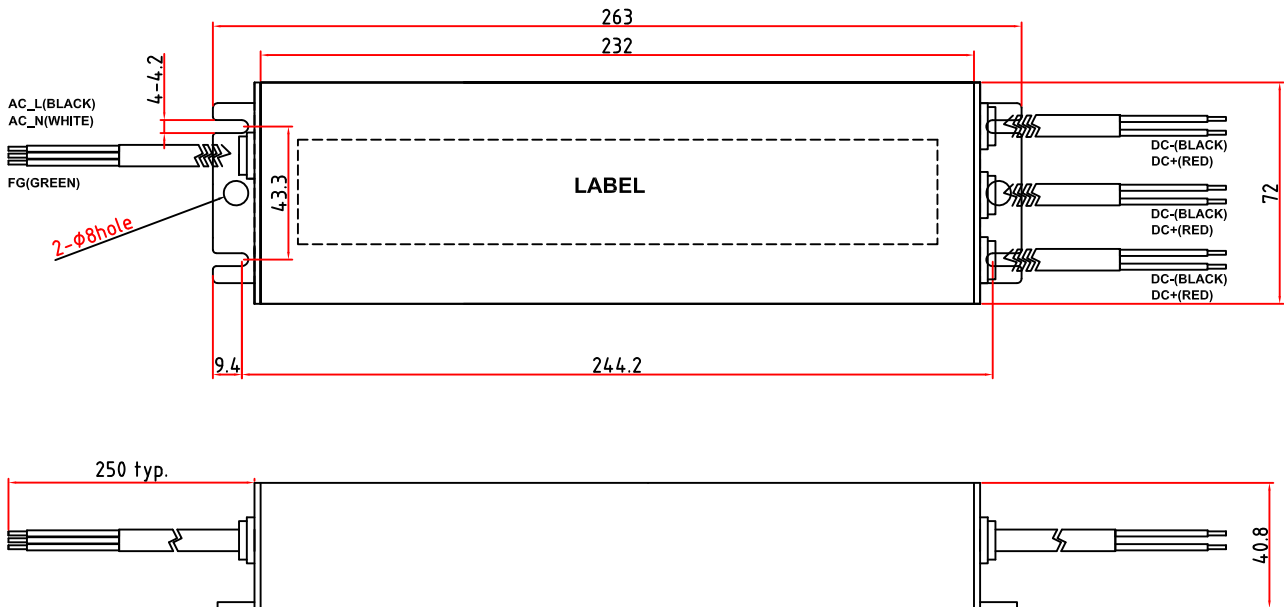
LED Converter

Water Proof Converter

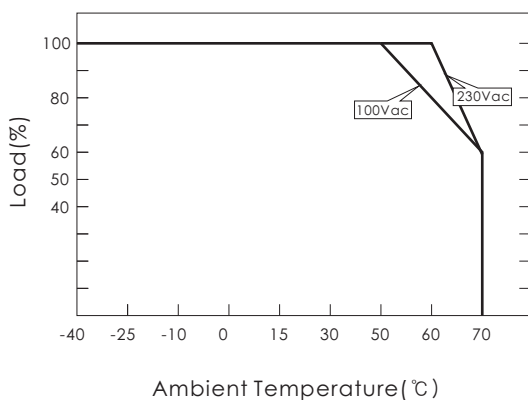
■ BLOCK DIAGRAM



■ DIMENSIONS (unit:mm)



■ DERATING CURVE



■ STATIC CHARACTERISTICS

