

S.M.P.S

Enclosed Switching Power Supply

Low Cost & Normal Type

A-200 Series

200W SINGLE OUTPUT



- ▷ Constant voltage design
- ▷ AC180~264V input
- ▷ No load power consumption<0.2W
- ▷ Protections: short circuit/over load
- ▷ Cooling by free air convection
- ▷ 100% full load burn-in test
- ▷ Suitable for LED lighting and industrial applications
- ▷ Safety standards : K61347-1,K61347-2-13
- ▷ EMC standards : K00015,K61547, K61000-4-2,3,4,5,6,11
- ▷ 2 years warranty



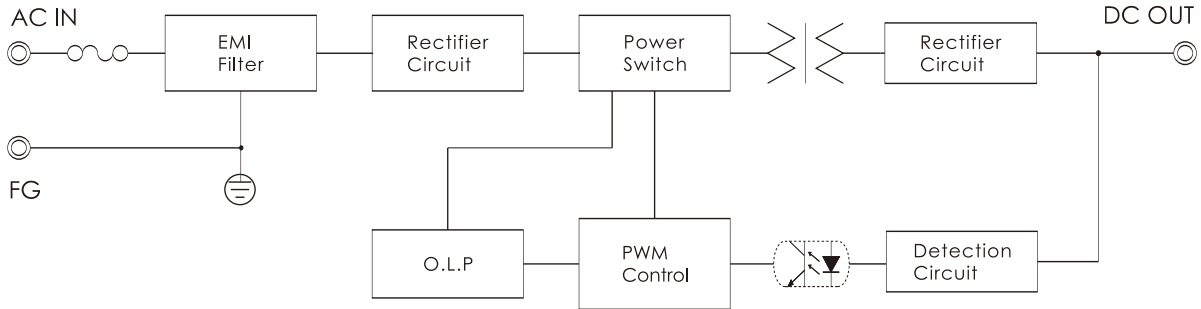
ITEM		A-200-12	A-200-24
INPUT	VOLTAGE RANGE	AC180~264V	
	FREQUENCY RANGE	47~63Hz	
	EFFICIENCY(typ.)	84%	86%
	AC CURRENT(typ.)	2.5A/230VAC	
	INRUSH CURRENT(typ.)	45A/230VAC	
	LEAKAGE CURRENT	<3.5mA / 240VAC	
OUTPUT	DC VOLTAGE	12V	24V
	RATED CURRENT	17A	8.3A
	RATED POWER	200W	200W
	RIPPLE&NOISE(max.)	120mVp-p	200mVp-p
	VOLTAGE ADJ. RANGE	±5%	
	VOLTAGE ACCURACY	±1.0%	
	LINE REGULATION	±0.5%	
	LOAD REGULATION	±0.5%	
	SETUP,RISE TIME	200ms,50ms/230VAC 100% load	
	HOLD UP TIME(typ.)	20ms/230VAC 100% Load	
PROTEC-TION	SHORT CIRCUIT	Hiccup mode ; recovers automatically after fault condition is removed	
	OVER LOAD	110~150% of rated output	
ISOLA-TION	WITHSTAND VOLTAGE	I/P-O/P:AC3KV, I/P-F.G:AC1.5KV, O/P-F.G:AC0.5KV	
	ISOLATION RESISTANCE	I/P-O/P, I/P-F.G, O/P-F.G:DC500V 50Mohms(At room temp. & humid.)	
ENVIRON-MENT	WORKING TEMP.&HUMID.	-20~+40℃ (Refer to "DERATING CURVE"),20~95%RH	
	STORAGE TEMP.&HUMID.	-30~+85℃,10~95%RH	
	VIBRATION	10~500Hz, 2G 10min./1cycle, period for 60min. each along X, Y, Z axes	
OTHERS	LIFETIME	100,000 hours(25℃)	
	DIMENSION/WEIGHT	200*110.5*50.5mm(L*W*H)/0.7Kg	
NOTE	<p>* In order to extend the lifetime, it is recommended to configure the load no more than 30% of the remaining allowance. For example: the power of the device requires 100W, then use the power of less than 130W.</p> <p>* Ripple test method: 20MHz oscilloscope in power output terminal test, oscilloscope probe wire length is not more than 12mm, and input parallel 47uF electrolytic capacitors and 0.1uF high frequency capacitance probe.</p>		

S.M.P.S

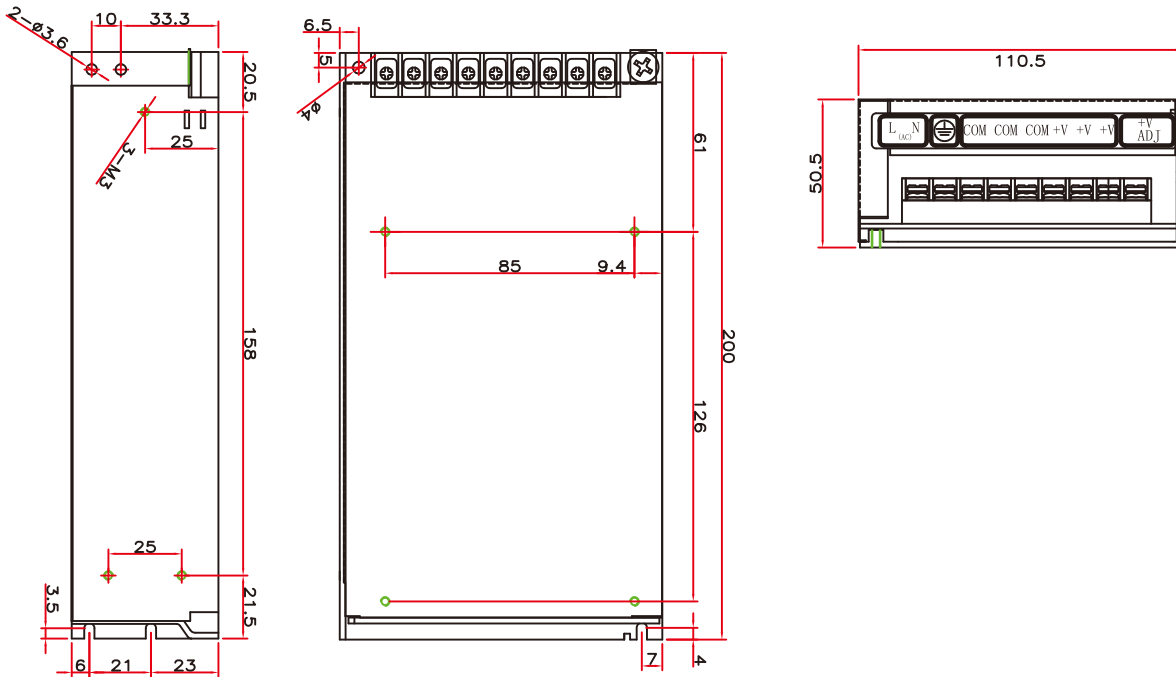
Enclosed Switching Power Supply

Low Cost Type

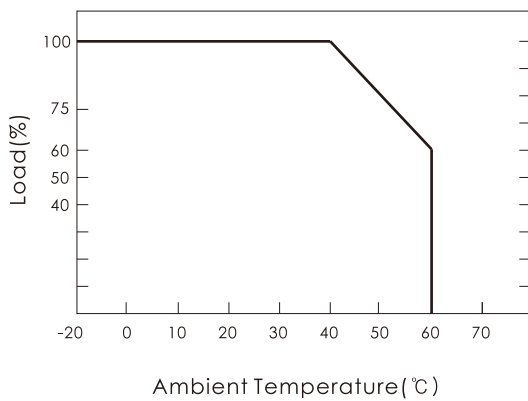
■ BLOCK DIAGRAM



■ DIMENSIONS(unit:mm)



■ DERATING CURVE



■ STATIC CHARACTERISTICS

